

Identification systems

Introduction

A

Terminal markers

B

Wire and cable markers

C

Device markers

D

Printing systems

E

Appendix

Weidmüller Service

V

Index

Search according to Type or order number, Worldwide activities

X

Identification systems

Terminal markers

Dekafix card, printed

Page B.6



MultiCard Dekafix, WS, ZS

Page B.10



MultiFit

Page B.16



WAD MultiCard

Page B.34



Tag carriers

Page B.35



ELS

Page B.37



Wire and cable markers

SlimFix

Page C.4



SlimFix Clip

Page C.6



TM-I

Page C.8



Transparent sleeves

Page C.10



Wire and cable markers

ELS

Page C.13



TwinMark

Page C.14



WriteOn

Page C.17



CableLine®

Page C.18



Stainless steel markers /

Cable ties

Page C.55



Device markers

DMC

Page D.3



ESG

Page D.4



SwitchMark / ClipCard CC

Page D.6



Labels / KSW

Page D.11



Identification systems

Printer systems


PrintJet PRO

Page E.3



MCP Plotter

Page E.4



Thermal transfer printer

Page E.8



Software

M-Print® PRO

Page E.12



Identification systems

Identification systems	Systemised marking	A.2
	Materials	A.4
	Weidmüller tests and test procedures	A.5

System-based marking for optimized processes

For more than 25 years, the Weidmüller name has stood for innovative and mutually compatible marking and printing systems with all the necessary software and service. As a technological and market leader, we feel it is our duty to move with the times. Our products set standards and play a significant part in helping you to master increasingly complex production processes efficiently and reliably.

The PrintJet PRO is part of this unique concept that unites hardware, software and service that have been developed and synchronised to perfection, offering everything from a single source. All of the elements knit together, offering you all sorts of new options in terms of marking terminals, wires, cables and devices. For big companies or small, the system has just the right modules for your needs and can be fine-tuned to meet specific requirements.

Marker



Weidmüller has set new standards in its field with its MultiCard program. With a choice of 160 versions and the ongoing expansion of its portfolio, which already includes labels, shrinkable tubing and CableLine® markers, it caters for all possible needs. If necessary, we are happy to develop a customised solution for your specific needs too.

- A large selection of markers for connectors, cables, wires and devices
- Also available for terminals and components from other manufacturers
- Print is highly resistant to industrial environment
- We deliver blank, standard, or custom-printed markers according to your needs

Printer



The PrintJet PRO is a groundbreaking printer, setting new standards in terms of performance and innovation. Our range of printing systems also includes the THM Plus for shrinkable tubing and the SMark Laser for printing larger batches quickly and in top quality.

- The right printing system for any marker type
- Laser, ink-jet and thermal-transfer systems
- Very little maintenance and easy to operate
- Diverse range of connection possibilities

Software



Import, edit and manage your data with our software package that consists of modules catering for the entire field of application, from the CAD workplace to implementing cabinet components in close cooperation with leading CAE manufacturers.

- Data transfer from the leading CAE systems
- Import wizard with use of import filter
- Convenient and quick design by means of a wide range of automatic filling functions
- Work easier with individual templates for reoccurring processes

Service



We are here to help you with your requirements at all times, assisting you with everything from installation to training sessions and a whole host of different solutions such as preprinted markers. We break down barriers and are there for you, wherever you are in the world.

- Professional consulting for all marking and printing system questions
- Customized solutions which take your application into account
- Representatives throughout the world with trained specialists on-site
- Online software training via web conference tool

Materials

A

Material	Description
Polyamide	<p>Polyamide (PA) is one of the most common commercial plastics. The advantages of this material are its very good electrical and mechanical properties, its flexibility and resistance to breakage. Furthermore, owing to its chemical structure, PA achieves good fire resistance even without the use of flame-retardant agents.</p> <p>Temperature range: -40 °C to +100 °C</p>
PVC	<p>Plasticised PVC is manufactured from polyvinyl chloride and softeners together with additives like stabilisers and lubricants. It is generally transparent but can be dyed any colour. PVC is resistant to corrosive salt solutions and the majority of acids and alkalis. Owing to its chemical structure, raw PVC resists ageing and is not attacked by oxygen or ozone</p> <p>Temperature range: -30 °C to +80 °C</p>
Polypropylene	<p>Polypropylene (PP) belongs to the polyolefins group of materials. These partially crystallised synthetic materials are distinguished by their good chemical resistance and good electrical properties. PP can be attacked by strongly oxidising chemicals.</p> <p>Temperature range: -40 °C to +80 °C</p>
Stainless steel	<p>SS 2348 corresponds to Al Si 316 and steel grade 1.4404. This acid-resistant steel contains at least 17 % chromium, 11 % nickel and 2 % molybdenum. The material exhibits good weathering resistance in salt-laden and moist atmospheres and does not corrode in the presence of acids.</p> <p>Temperature range: -80 °C to +500 °C</p>
Hard PVC	<p>Hard PVC is manufactured from polyvinyl chloride without plasticisers. This is the reason for its high mechanical strength, rigidity and hardness characteristics. In addition, high resistance to chemicals is further distinguishing feature. The absence of plasticisers in hard PVC ensures that the material 'self-extinguishes' once it is removed from the flames.</p> <p>Temperature range: -30 °C to +80 °C</p>
POM	<p>Polyacetal is also known as polyoxymethylene, abbreviated to POM. Its distinguishing characteristics include a high-degree of tensile strength, hardness and stiffness across a wide temperature range.</p> <p>Temperature range: -40 °C to +80 °C</p>

Weidmüller tests and test procedures

Tests	Test conditions/requirements
Materials test	Flammability in accordance with UL94 Shore A hardness test A – ISO 868 Surface resistance – DIN IEC 60093
Ageing	All marker materials are tested for their ageing resistance. Weidmüller test specification LPV 2216.
Function test of PTFE and PVC wire insulation	Suitability of markers for installation at temperatures between –10 °C to +40 °C. Correct attachment test of the respective marker size for the smallest to the largest wire diameter. Test for symmetry of the marker on the wire
Vibration resistance on carrier	Vibration test, industry, in accordance with: DIN EN 60068-2-6, sinusoidal (3 axes, 10 cycles per axis, acceleration 5g, frequency 10-500 Hz, sweep rate 1 octave/minute) Weidmüller test specification – LPV 2272
Wipe resistance	Resistance of the print against the affects of hand perspiration, machine oil, water and ethanol. A slight alteration is permissible; however, clear identification (legibility) must be guaranteed. In the case of printing subject to VDE 0611 pt 4 (rating plate details), the wipe resistance against water and mineral spirits is to be tested for a period of 15 minutes. Standards: DIN VDE 0611-4 / Pt. 3.1.3 DIN EN 60947-1/ Pt. 5.1 DIN EN 60742, CEI 16-7 Weidmüller test specification – LPV 2166
Scratch resistance	No scratches may be visible on the base or the carrier following the fingernail test. A slight alteration is permissible; however, clear identification must be guaranteed. Weidmüller test specification – LPV 2165
UV light resistance	The function must be guaranteed. The print or colour of the product must be clearly recognisable. Standard: DIN EN ISO 4892-2; Weidmüller test specification – LPV 2216
Chemical resistance of the print	Weidmüller test specification – LPV 2167

Owing to the sheer number of possible applications and environmental influences such as moisture, radiation, gases or heat/cold to which the products can be exposed, Weidmüller accepts no liability for the suitability of products in all customer applications. Suitability tests for specific applications must therefore be carried out by the customer. However, Weidmüller will be happy to provide help and advice upon request.

Due to the different identification system available on the market, we wish to point out that Weidmüller does not guarantee industrial identification products if the Weidmüller components (markers – transparent sleeves – ink/toner/colour ink ribbons – printing systems) are combined with third-party products, unless Weidmüller has explicitly agreed for the purpose of an individual application.

Terminal markers

Terminal markers	Introduction	B.2
	Selection table – terminal markers	B.3
	DEK card	B.6
	DEK MultiCard	B.10
	WS / ZS	B.12
	MultiFit for use with other makes of terminals	B.16
	Cross-reference table	B.20
	Terminal marker WAD	B.34
	Tag carrier	B.35

Terminal markers

Weidmüller's multitude of different terminal markers enable users to solve virtually every labelling task of all types of wire and cable connectors. Whether multi-character labelling, ready-to-use markers with standard printing or individual, custom markers, whether white or coloured or group designations at terminals, the comprehensive range of Weidmüller products solves every marking task simply, quickly and clearly.

The tables on the following pages show which markers fit the various terminal series. The terminal pitch governs the selection of a marker. For example, a WDU 2.5 terminal has a pitch of 5 mm, the WS 12/5 marker is 12 mm long and suitable for a 5 mm pitch.

Whole blocks of terminals can be marked as a strip using the Weidmüller system. When a terminal with a larger pitch has to be marked (e.g. WDU 16), a smaller marker (e.g. WS 12/5) can be clipped onto it. Most of the markers are compatible with each other.


The two traditional marker series, DEK and WS, are available as ready-to-use markers. And these markers are also available in the MultiCard format for printing by users themselves.

MultiCards can be printed on with the innovative PrintJet, Smark Laser, Plotter MCP Plus or MC-Mobilo printing systems, using M-Print PRO® software.


To see a small selection of the Weidmüller markers, order our bag of samples, order No. **1646670000**.

Owing to the sheer number of possible applications and environmental influences such as moisture, radiation, gases or heat/cold to which the products can be exposed, Weidmüller accepts no liability for the suitability of products in all customer applications. Suitability tests for specific applications must therefore be carried out by the customer. However, Weidmüller will be happy to provide help and advice upon request.


W series




Z series



I series



P series



Due to the different identification system available on the market, we wish to point out that Weidmüller does not guarantee industrial identification products if the Weidmüller components (markers – transparent sleeves – ink/toner/colour ink ribbons – printing systems) are combined with third-party products, unless Weidmüller has explicitly agreed for the purpose of an individual application.

Selection table

Designation	Terminal width	DEK	WS	ZS	SchT 7	SchT 9/4	SchT 14/6	WTS 3/4	WGB 5 / WAD 5	WGB 8 / WAD 8	WAD 12	WAD 27	ZGB 15 / ZGB 30	BZT 1	BZT 2	EM 8/30	Other
ADK 1	6	6	-	-	-	-	-	-	-	-	-	-	-	-	-	-	-
AKA 4	6	6	-	-	-	-	-	-	-	-	-	-	-	-	-	-	-
AKE 2.5/AKZ 2.5...	5	5	-	-	-	-	-	-	-	-	-	-	-	-	-	-	-
AKE 2.5	5.1	5	-	-	-	-	-	-	-	-	-	-	-	-	-	-	-
AKE 4	7	6.5	-	-	-	-	-	-	-	-	-	-	-	-	-	-	-
AKZ 1.5...	5	5	-	-	-	-	-	-	-	-	-	-	-	-	-	-	-
AKZ 1.5-2.5	5.1	5	-	-	-	-	-	-	-	-	-	-	-	-	-	-	-
AKZ 4	6.1	6	-	-	-	-	-	-	-	-	-	-	-	-	-	-	-
AKZ 4.../AKB 4...	6	6	8/5	-	-	x	-	-	-	-	-	-	-	-	-	-	-
AL 1	6.5	6.5	-	-	-	-	-	-	-	-	-	-	-	-	-	-	-
ASK 1	8	8	-	-	x	-	-	-	-	-	-	-	-	-	-	-	-
AST 1-4/35	6.2	6	-	-	-	-	-	-	-	-	-	-	-	-	-	-	-
AST 5/35	6.5	6	-	-	-	-	-	-	-	-	-	-	-	-	-	-	-
BZT ZVL 1.5	5.08	5	12/5	-	-	-	-	-	-	-	-	-	-	-	-	-	-
DK 4...	6	6	-	-	-	-	-	-	-	-	-	-	-	-	-	-	-
DKT 4...	6	6	-	-	-	-	-	-	-	-	-	-	-	-	-	-	-
DLA 2.5...	6	6	8/5	-	x	x	x	-	-	-	-	-	-	-	-	-	-
DLD 2.5...	6	6	8/5	-	x	x	x	-	-	-	-	-	-	-	-	-	-
DLI 2.5	6	6	8/5	-	x	x	x	-	-	-	-	-	-	-	-	-	-
EK 10	10	5	-	-	-	-	-	-	-	-	-	-	-	-	-	-	-
EK 16	12	5	-	-	-	-	-	-	-	-	-	-	-	-	-	-	-
EK 2.5...	6	6	-	-	-	-	-	-	-	-	-	-	-	-	-	-	-
EK 35...	16	5	-	-	-	-	-	-	-	-	-	-	-	-	-	-	-
EK 4...	6.5	6.5	-	-	-	-	-	-	-	-	-	-	-	-	-	-	-
EK 6/35	8	8	-	-	-	-	-	-	-	-	-	-	-	-	-	-	-
EW 15	9.5	5	12/5	-	x	x	-	x	-	-	-	-	-	-	-	-	-
EW 15/2	8	5	-	-	-	-	-	-	-	-	-	-	-	-	-	-	-
EW 35	8.5	5	8/5	-	-	-	-	x	-	-	-	-	-	-	-	-	-
EWK	8.5	5	8/5	-	-	-	-	-	-	-	-	-	-	-	-	-	-
EWK 1	8.5	5	8/5	-	-	-	-	x	-	-	-	-	-	-	-	-	-
EWK 2	8.5	5	8/5	-	-	-	-	-	-	-	-	-	-	-	-	-	-
IAK 1.5N 3L	5	5	10/5 ²⁾	10/5	-	-	-	-	-	-	-	-	x	-	-	-	-
IDK 1.5N	5	5	10/5 ²⁾	10/5	-	x ³⁾	-	-	-	-	-	-	-	-	-	-	-
IDK 1.5NV	5	5	10/5 ²⁾	10/5	-	-	-	-	-	-	-	-	x	-	-	-	-
IDU 1.5 N ...	5	5	10/5 ²⁾	10/5	-	-	-	-	-	-	-	-	x	-	-	-	-
IEK 1.5N...	5	5	10/5 ²⁾	10/5	-	-	-	-	-	-	-	-	x	-	-	-	-
IJK 1.5N...	5	5	10/5 ²⁾	10/5	-	-	-	-	-	-	-	-	x	-	-	-	-
IPE 1.5N...	5	5	10/5 ²⁾	10/5	-	-	-	-	-	-	-	-	x	-	-	-	-
ITR 1.5N...	5	5	10/5 ²⁾	10/5	-	-	-	-	-	-	-	-	x	-	-	-	-
KDKS 1...	8	8	-	-	-	-	-	-	-	-	-	-	-	-	-	-	-
KMVF...	6	5	-	-	-	-	-	-	-	-	-	-	-	-	-	-	-
KSKM...	13	5	-	-	-	-	-	-	-	-	-	-	-	-	-	-	-
KST...	24-34	5	-	-	-	-	-	-	-	-	-	-	-	-	-	-	-
MAK 2.5/VLI 1.5...	6	6	8/5	-	x	x	x	-	-	-	-	-	x	-	-	-	-
NT...	6-12	6	-	-	-	-	-	-	-	-	-	-	-	-	-	-	-
PDK 2.5/4	5	5	12/5	-	-	-	-	-	-	-	-	-	-	-	-	-	-
PDL 4...	5	5	12/5	-	-	-	-	-	-	-	-	-	-	-	-	-	-
PDU 16	12	-	10/12	-	-	-	-	-	-	-	-	-	-	-	-	-	-
PDU 2.5/4...	5	5	12/5	-	-	-	-	-	-	-	-	-	-	-	-	-	-
PDU 6/10...	8	8	10/8	-	-	-	-	-	-	-	-	-	-	-	-	-	-
PEI 16	12	-	10/12	-	-	-	-	-	-	-	-	-	-	-	-	-	-
PNT 16	12	-	10/12	-	-	-	-	-	-	-	-	-	-	-	-	-	-
PNT 2.5/4	5	5	12/5	-	-	-	-	-	-	-	-	-	-	-	-	-	-
PNT 6/10	8	8	10/8	-	-	-	-	-	-	-	-	-	-	-	-	-	-
PPE 16	12	-	10/12	-	-	-	-	-	-	-	-	-	-	-	-	-	-
PPE 2.5/4	5	5	12/5	-	-	-	-	-	-	-	-	-	-	-	-	-	-
PPE 6/10	8	8	10/8	-	-	-	-	-	-	-	-	-	-	-	-	-	-
PTR 2.5/4...	5.1	5/5	10/5	-	-	-	-	-	-	-	-	-	-	-	-	-	-
RSF 1-3...	8	5	-	-	-	-	-	-	-	-	-	-	-	-	-	-	-
SAK 10...	10	5	-	-	-	-	-	-	-	-	-	-	-	-	-	-	-
SAK 16...	12	5	-	-	-	-	-	-	-	-	-	-	-	-	-	-	-
SAK 2.5	6.1	6	-	-	x	-	-	-	-	-	-	-	-	-	-	-	-
SAK 2.5/35	5	5	-	-	x	-	-	-	-	-	-	-	-	-	-	-	-
SAK 35...	18	5	-	-	x	-	-	-	-	-	-	-	-	-	-	-	-
SAK 4...	6.5	6.5	-	-	x	-	-	-	-	-	-	-	-	-	-	-	-
SAK 6...	8	8	-	-	x	-	-	-	-	-	-	-	-	-	-	-	-
SAK 95/35	28	5	-	-	x	-	-	-	-	-	-	-	-	-	-	-	-
SAKA 10	12	5	-	-	x	-	-	-	-	-	-	-	-	-	-	-	-
SAKB 10	10	5	-	-	x	-	-	-	-	-	-	-	-	-	-	-	-
SAKC 10/35	12	6.5	-	-	x	-	-	-	-	-	-	-	-	-	-	-	-
SAKC 4/35	6.5	6.5	-	-	x	-	-	-	-	-	-	-	-	-	-	-	-
SAKD 2.5N	5	5	-	-	x	-	-	-	-	-	-	-	-	-	-	-	-
SAKG...	32-54	5	-	-	x	-	-	-	-	-	-	-	-	-	-	-	-
SAKH 35	18	6.5	-	-	-	-	-	-	-	-	-	-	-	-	-	-	-
SAKH 4-10	6.5-14	5	-	-	x	-	-	-	-	-	-	-	-	-	-	-	-
SAKK 10..	11.5	5	-	-	x	-	-	-	-	-	-	-	-	-	-	-	-
SAKK 4..	8	6.5	-	-	x	-	-	-	-	-	-	-	-	-	-	-	-
SAKR...	6.5	6.5	-	-	x	-	-	-	-	-	-	-	-	-	-	-	-
SAKS....	13-28	5	-	-	x	-	-	-	-	-	-	-	-	-	-	-	-
SAKT...	8	6.5	-	-	x	-	-	-	-	-	-	-	-	-	-	-	-
VWGG 4...	10	5/5	12/6.5	-	-	-	-	-	-	-	-	-	-	-	-	-	-
VWGG 6...	10	5/5	12/6.5	-	-	-	-	-	-	-	-	-	-	-	-	-	-
WDK 1.5/R 3.5...	3.5	3.5	-	-	-	-	-	-	-	-	-	-	-	-	-	-	-

1) = WS 10/6 Middle; 2) = WS 10/5 Middle; 3) = SnapMark

Selection table – terminal markers

Terminal markers

B

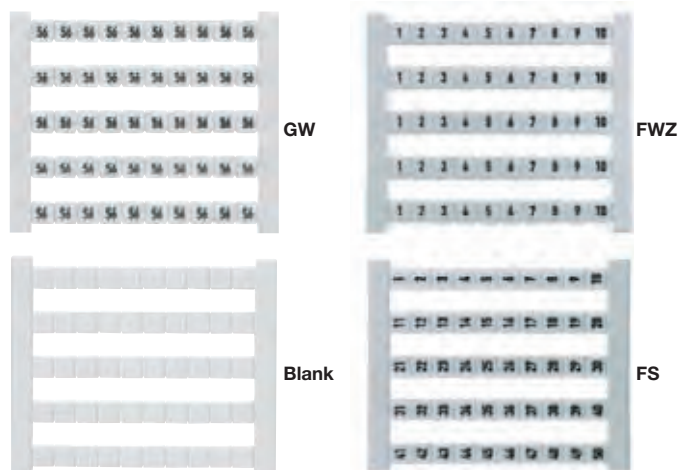

Designation	Terminal width	DEK	WS	ZS	SchT 7	SchT 9/4	SchT 14/6	WTS 3/4	WGB 5 / WAD 5	WGB 8 / WAD 8	WAD 12	WAD 27	ZGB 15 / ZGB 30	BZT 1	BZT 2	EM 8/30	Other
WDK 2.5 ...	5	5	8/5	-	-	x	-	-	-	-	-	-	x	-	-	-	-
WDK 2.5 800V	6	6	8/5	-	-	x	-	-	-	-	-	-	x	-	-	-	-
WDK 2.5/BLA R5.08	5.08	5	8/5	-	-	-	-	x	-	-	-	-	-	-	-	-	-
WDK 2.5/BLZ R5.08	5.08	5	8/5	-	-	-	-	x	-	-	-	-	-	-	-	-	-
WDK 2.5N...	5	5	8/5	-	-	-	-	-	-	-	-	-	-	-	-	-	-
WDK 4N...	5	5	8/5	-	-	-	-	-	-	-	-	-	-	-	-	-	-
WDL 2.5/...	6	6	8/5	-	-	-	-	x	-	-	-	-	x	-	-	-	-
WDT 1.5	6.5	6.5	8/5	-	-	-	-	-	-	-	-	-	-	-	-	-	-
WDTR 2.5...	6.2	6	8/5	-	-	x	-	-	-	-	-	-	-	-	-	-	-
WDU (WPE) 120/150	32	5	10/5	-	-	-	-	x	-	-	-	x	-	-	-	-	-
WDU (WPE) 35 N	16	5	12/5	-	x	x	x	x	-	-	-	-	x	-	-	-	-
WDU (WPE) 70/95	27	5	12/5	-	-	-	-	x	-	-	-	x	-	-	-	-	-
WDU (WPE) 70N	20.5	5	12/5	-	x	x	x	x	-	-	-	-	x	-	-	-	-
WDU 1.5 LD/BLA	5.08	5	12/5	-	x	x	x	x	-	-	-	-	x	-	-	-	-
WDU 1.5/BLA	5.08	5	12/5	-	x	x	x	x	-	-	-	-	x	-	-	-	-
WDU 1.5/BLZ R7.62	7.62	5	-	-	-	-	-	-	-	-	-	-	x	-	-	-	-
WDU 1.5/BLZ/5.08	5.08	5	12/5	-	x	x	x	x	-	-	-	-	x	-	-	-	-
WDU 1.5/BLZ/LD/5.08	5.08	5	12/5	-	x	x	x	x	-	-	-	-	x	-	-	-	-
WDU 1.5/R 3.5...	3.5	3.5	-	-	-	-	-	-	-	-	-	-	-	-	-	-	-
WDU 1.5/R/BLA	5.08	5	12/5	-	x	x	x	x	-	-	-	-	x	-	-	-	-
WDU 1.5/ZZ	5	5	12/5	-	x	x	x	x	-	-	-	-	x	-	-	-	-
WDU 10 SL	10	5	12/5	-	x	x	x	x	x	x	-	-	x	-	-	-	-
WDU 10...	10	5	12/5	-	x	x	x	x	x	x	-	-	x	-	-	-	-
WDU 16 (ZA)	12	5	12/5	-	x	x	x	x	-	-	x	-	x	-	-	-	-
WDU 16 N	12	5	12/5	-	x	x	x	x	-	-	-	-	x	-	-	-	-
WDU 2.5 F	5	5	12/5	-	-	-	-	x	-	-	-	-	-	-	-	-	-
WDU 2.5 FF	5	5	12/5	-	x	-	-	x	-	-	-	-	-	-	-	-	-
WDU 2.5 N (WDU 1.5)	5	5	12/5	-	x	x	x	x	-	-	-	-	x	-	-	-	-
WDU 2.5 TC...	5	5	12/5	-	x	x	-	x	-	-	-	-	x	-	-	-	-
WDU 2.5...	5	5	12/5	-	x	x	x	x	x	-	-	-	x	-	-	-	-
WDU 2.5/1.5/ZZ	5	5	12/5	-	x	x	x	x	-	-	-	-	x	-	-	-	-
WDU 2.5/BLZ R7.62	7.62	5	-	-	-	-	-	-	-	-	-	-	x	-	-	-	-
WDU 240...	36	5	12/5	-	-	-	-	-	-	-	-	-	-	-	-	-	-
WDU 35	16	5	12/5	-	x	x	x	x	-	-	x	-	x	-	-	-	-
WDU 4 ...	6	6	12/6	-	x	x	x	x	x	-	-	-	x	-	-	-	-
WDU 4N ...	6	6	12/6	-	x	x	x	x	-	-	-	-	x	-	-	-	-
WDU 50N	18.5	5	12/5	-	-	-	-	-	-	-	-	-	-	-	-	-	-
WDU 6 ...	8	8	12/8	-	x	x	x	x	x	x	-	-	x	-	-	-	-
WDU 95N	27	8	15/5	-	-	-	-	-	-	-	-	-	-	-	-	-	-
WDUL 4	6	6	12/6	-	x	x	x	x	x	-	-	-	x	-	-	-	-
WEW 32/1	12.2	5	12/5	-	x	x	x	x	-	-	-	x	x	-	-	-	-
WEW 35/1	12.2	5	12/5	-	x	x	x	x	-	-	-	-	-	-	-	-	-
WEW 35/2	8	8	12/5	-	x	x	x	x	x	x	-	-	-	-	-	x	-
WF 10...	35.6	6	15/5	-	-	-	-	-	-	-	-	-	-	-	-	-	-
WF 12...	35.6	6	15/5	-	-	-	-	-	-	-	-	-	-	-	-	-	-
WF 5...	13	6	15/5	-	-	-	-	-	-	-	-	-	-	-	-	-	-
WF 6...	19.6	6	15/5	-	-	-	-	-	-	-	-	-	-	-	-	-	-
WF 8...	24.6	6	15/5	-	-	-	-	-	-	-	-	-	-	-	-	-	-
WFF 120...	42	5	12/6.5	-	-	-	-	-	-	-	-	-	-	-	-	-	-
WFF 185...	55	5	12/6.5	-	-	-	-	-	-	-	-	-	-	-	-	-	-
WFF 300...	55	5	12/6.5	-	-	-	-	-	-	-	-	-	-	-	-	-	-
WFF 35...	27	5	12/5	-	-	-	-	-	-	-	-	-	-	-	-	-	-
WFF 70...	32	5	12/6.5	-	-	-	-	-	-	-	-	-	-	-	-	-	-
WGK 10.../WGKV 10...	10.1	5/5	12/6.5	-	-	-	-	-	-	-	-	-	-	-	-	-	-
WGK 16...	12.1	5/5	12/6.5	-	-	-	-	-	-	-	-	-	-	-	-	-	-
WGK 25.../WGKV 25...	15.1	5/5	12/6.5	-	-	-	-	-	-	-	-	-	-	-	-	-	-
WGK 4.../WGKV 4...	8.1	5/8	10/8	-	-	-	-	-	-	-	-	-	-	-	-	-	-
WGK 50...	18.8	6/5	-	-	-	-	-	-	-	-	-	-	-	-	-	-	-
WGK 95...	25	5/8	-	-	-	-	-	-	-	-	-	-	-	-	-	-	-
WMA 4...	6	6	12/6	-	x	x	x	x	x	-	-	-	x	-	-	-	-
WNT 10	10	5	12/5	-	x	x	x	x	-	-	-	-	x	-	-	-	-
WNT 16 N	12	5	12/5	-	x	x	x	x	-	-	-	-	x	-	-	-	-
WNT 2.5	5	5	12/5	-	x	x	x	x	-	-	-	-	x	-	-	-	-
WNT 35 N	16	5	12/5	-	x	x	x	x	-	-	-	-	x	-	-	-	-
WNT 4	6	6	12/6	-	x	x	x	x	-	-	-	-	x	-	-	-	-
WNT 6	8	8	12/5	-	x	x	x	x	-	-	-	-	x	-	-	-	-
WNT 70 N	20.5	5	12/5	-	x	x	x	x	-	-	-	-	x	-	-	-	-
WPDB...																	LM MT3000 15x9 GE
WPE 1.5/R3.5	3.5	3.5	12/3.5	-	-	-	-	-	-	-	-	-	-	-	-	-	-
WPE 1.5/ZZ	5	5	12/5	-	x	x	x	x	-	-	-	-	x	-	-	-	-
WPE 10...	10	5	12/5	-	x	x	x	x	-	-	-	-	x	-	-	-	-
WPE 120	32	8	12/6.5	-	-	-	-	-	-	-	-	-	-	-	-	-	-
WPE 16	12	5	12/5	-	x	x	x	x	-	-	-	-	x	-	-	-	-
WPE 16 N	12	5	12/5	-	x	x	x	x	-	-	-	-	x	-	-	-	-
WPE 2.5 N (WPE 1.5)	5	5	12/5	-	x	x	x	x	-	-	-	-	x	-	-	-	-
WPE 2.5...	5	5	12/5	-	x	x	x	x	-	-	-	-	x	-	-	-	-
WPE 2.5/1.5/ZR	5	5	12/5	-	-	-	-	-	-	-	-	-	-	-	-	-	-
WPE 35...	16	5	12/5	-	x	x	x	x	-	-	-	-	x	-	-	-	-
WPE 4	6	6	12/6	-	x	x	x	x	-	-	-	-	x	-	-	-	-
WPE 4N	6	6	12/6	-	-	-	-	-	-	-	-	-	-	-	-	-	-
WPE 50N	18.5	8	12/6.5	-	-	-	-	-	-	-	-	-	-	-	-	-	-
WPE 6	8	8	12/5	-	x	x	x	x	-	-	-	-	x	-	-	-	-

Designation	Terminal width	DEK	WS	ZS	SchT 7	SchT 9/4	SchT 14/6	WTS 3/4	WGB 5 / WAD 5	WGB 8 / WAD 8	WAD 12	WAD 27	ZGB 15 / ZGB 30	BZT 1	BZT 2	EM 6/30	Other
WPE 95N/120N	27	8	15/5	-	-	-	-	-	-	-	-	-	-	-	-	-	-
WPO 4	6	6	10/6	-	-	-	-	-	-	-	-	-	-	-	-	-	-
WSI 25...	18	-	-	-	-	-	-	-	-	-	-	-	-	-	-	-	ESG 6/15
WSI 6...	8	8	12/5	-	-	-	-	X	-	-	-	-	X	-	-	-	-
WSI 6/2...	12	8	12/6.5	-	-	-	-	-	-	-	-	-	-	-	-	-	-
WTD 6/1	8	8	12/5	-	-	-	-	X	-	-	-	-	-	-	-	-	-
WTL 35	16	-	12/6	-	-	-	-	-	-	-	-	-	X	-	-	-	-
WTL 4 ...	6	6	12/6	-	-	-	-	-	-	-	-	-	-	-	-	-	-
WTL 6/1...	8	8	12/8	-	-	-	-	X	-	-	-	-	X	-	-	-	-
WTL 6/2	8	8	12/8	-	-	-	-	X	-	-	-	-	X	-	-	-	-
WTL 6/3...	8	8	12/8	-	-	-	-	X	-	-	-	-	X	-	-	-	-
WTQ 6/1	8	8	12/8	-	-	-	-	X	-	-	-	-	X	-	-	-	-
WTR 2.5 ...	5	5	12/5	-	-	-	-	X	-	-	-	-	X	-	-	-	-
WTR 35 E	32	-	12/6	-	-	-	-	-	-	-	-	-	-	-	-	-	-
WTR 4...	6	6	12/6	-	-	-	-	-	-	-	-	-	-	-	-	-	-
ZAP/TW ZIA 1.5/...	3.8	3.5	-	-	-	-	-	-	-	-	-	-	-	-	-	-	-
ZDK 1.5...	3.5	3.5	12/3.5	-	-	-	-	-	-	-	-	-	-	-	-	-	-
ZDK 2.5...	5	5	12/5	15/5	-	-	-	X	-	-	-	-	X	-	-	-	-
ZDK 2.5-2...	5	5	10/5	10/5	-	-	-	-	-	-	-	-	-	-	-	-	-
ZDK 2.5N...	5.1	5/5	10/5	-	-	-	-	-	-	-	-	-	-	-	-	-	ZAD 9/4
ZDK 4/S/...	6	6	-	12/6	-	-	-	X	-	-	-	-	X	-	-	-	-
ZDK 6/S/...	8	8	-	-	-	-	-	X	-	-	-	-	X	-	-	-	-
ZDKPE 2.5	5	5	10/5	10/5	-	-	-	-	-	-	-	-	-	-	-	-	-
ZDL 2.5/...	5	5	-	10/5	-	-	-	-	-	-	-	-	X	-	-	-	-
ZDLD 2.5-2...	5	5	-	10/5	-	-	-	-	-	-	-	-	X	-	-	-	-
ZDT 2.5 ...	5	5	10/5	10/5	-	-	-	-	-	-	-	-	-	-	-	-	-
ZDTPE 2.5...	5	5	10/5	10/5	-	-	-	-	-	-	-	-	-	-	-	-	-
ZDTR 2.5	5	5	12/5	15/5	-	-	-	X	-	-	-	-	X	-	-	-	-
ZDU (ZPE) 10	10	5	12/5	15/5	-	X	-	-	-	-	-	-	X	X	X	-	-
ZDU (ZPE) 10/S...	10	5	10/5	15/5	-	X	-	-	-	-	-	-	X	X	X	-	-
ZDU (ZPE) 16...	12	5	12/5	15/5	-	X	-	X	-	-	-	-	X	X	X	-	-
ZDU (ZPE) 16/S...	12	5	10/5	15/5	-	X	-	-	-	-	-	-	X	X	X	-	-
ZDU (ZPE) 2.5 ...	5	5	12/5	15/5	-	-	-	X	-	-	-	-	X	X	X	-	-
ZDU (ZPE) 2.5-2/...	5	5	12/5	15/5	-	-	-	X	-	-	-	-	X	-	-	-	-
ZDU (ZPE) 2.5N...	5.1	5/5	10/5	-	-	-	-	-	-	-	-	-	-	-	-	-	ZAD 9/4
ZDU (ZPE) 35...	16	5	12/5	15/5	-	-	-	X	-	-	-	-	X	X	X	-	-
ZDU (ZPE) 4...	6	6	12/6	12/6	-	-	-	X	-	-	-	-	X	X	X	-	-
ZDU (ZPE) 4-2...	6	6	12/6	12/6	-	-	-	-	-	-	-	-	-	-	-	-	-
ZDU (ZPE) 6...	8	8	12/8	15/5	-	-	-	X	-	-	-	-	X	X	X	-	-
ZDU (ZPE) 6-2...	8	8	12/8	12/6	-	-	-	-	-	-	-	-	-	-	-	-	-
ZDU 1.5...	3.5	3.5	12/3.5	-	-	-	-	-	-	-	-	-	-	X	X	-	-
ZDUA (ZPEA) 2.5-2	5	5	8/5	15/5	-	-	-	X	-	-	-	-	X	-	-	-	-
ZDUA 2.5-2N	5	5	10/5	10/5	-	-	-	-	-	-	-	-	-	-	-	-	-
ZDUB (ZPEB) 2.5-2/...	5	5	8/5	15/5	-	-	-	-	-	-	-	-	X	-	-	-	-
ZEI 16	16	5	12/5	15/5	-	-	-	X	-	-	-	-	X	-	-	-	-
ZEI 6	10	8	12/6	12/6	-	-	-	X	-	-	-	-	X	X	X	-	-
ZEW 35/2	8	8	-	-	-	-	-	-	-	-	-	-	-	-	-	X	-
ZIA 1.5 ...	5.08	5	8/5	15/5	-	-	-	X	-	-	-	-	X	-	-	-	-
ZMAK 2.5	5	5	10/5	15/5	-	-	-	-	-	-	-	-	X	-	-	-	-
ZNT 10/S	10	5	-	-	-	-	-	-	-	-	-	-	-	-	-	-	-
ZNT 16/S	12	5	-	-	-	-	-	-	-	-	-	-	-	-	-	-	-
ZNT 2.5/S	5	5	10/5	10/5	-	-	-	-	-	-	-	-	-	-	-	-	-
ZNT 4/S	6	6	10/6	12/6	-	-	-	-	-	-	-	-	-	-	-	-	-
ZNT 6/S	8	8	10/6	12/6	-	-	-	-	-	-	-	-	-	-	-	-	-
ZP 2.5...	5.1	5/5	10/5	10/5	-	-	-	-	-	-	-	-	-	-	-	-	-
ZPE 16-2/1 AN	12	8	12/6	12/6	-	-	-	-	-	-	-	-	-	-	-	-	-
ZPV 1.5	5.08	5	12/5	15/5	-	X	X	X	-	-	-	-	X	-	-	-	-
ZRV 1.5...	5	5	8/5	10/5	-	X	X	X	-	-	-	-	X	-	-	-	-
ZSI 2.5...	8	8	12/5	15/5	-	-	-	X	-	-	-	-	X	-	-	-	-
ZSI 2.5/2...	12	5	12/5	15/5	-	-	-	X	-	-	-	-	X	-	-	-	-
ZSI 6-2/FC	8	6	12/6	12/6	-	-	-	-	-	-	-	-	-	-	-	-	-
ZT 2.5 ...	5	5	10/5	10/5	-	-	-	-	-	-	-	-	-	-	-	-	-
ZTD 6	8	8	12/6.5	-	-	-	-	-	-	-	-	-	-	-	-	-	-
ZTL 6	8	8	12/6.5	-	-	-	-	-	-	-	-	-	-	-	-	-	-
ZTPE 2.5 ...	5	5	10/5	10/5	-	-	-	-	-	-	-	-	-	-	-	-	-
ZTR 2.5...	5	5	12/5	15/5	-	-	-	X	-	-	-	-	X	-	-	-	-
ZTR 2.5-2...	5	5	14/5	10/5	-	-	-	-	-	-	-	-	-	-	-	-	-

DEK card with printing

The Dekafix marker is the universal marker for terminals and plug-in connectors as well as electronic modules from the Weidmüller product range. Dekafix provides you with a wide range of standard printing options. The system is particularly suitable for short sequences of numbers and is also available with customer specific printing.

- In strips for fast installation
- Large selection of ready-to-use printed markers
- Excellent printing quality thanks to the MC Laser
- Available in 4 widths
- Custom printing also possible



Technical data

Material	Polyamide 66, halogen-free
UL 94 flammability rating	V2
Temperature range	-40 °C to 100 °C
Printing	black

Ordering data

Colour	Available in all colours of the international colour code; for MC on request		
	● brown	● red	● orange
	● yellow	● green	● blue
	● violet	● grey	○ white

Qty	500 pcs
-----	---------

Pitch	DEK 5 = 5 mm : DEK 6 = 6 mm : DEK 6.5 = 6.5 mm : DEK 8 = 8 mm
-------	--

Printing variations	FW = consecutive horizontal	e.g. DEK 5 FW 1-50
	FS = consecutive vertical	e.g. DEK 5 FS 51-100
	FWZ = consecutive horizontal line	e.g. DEK 5 FWZ 1-10
	FSZ = consecutive vertical line	e.g. DEK 5 FSZ 21-30
	GW = identical horizontal	e.g. DEK 5 GW A
	GS = identical vertical	e.g. DEK 5 GS B

No. of characters	horizontal	vertical
DEK 5	max. 3 characters	max. 3 characters
DEK 6	max. 3 characters	max. 3 characters
DEK 6.5	max. 4 characters	max. 3 characters
DEK 8	max. 5 characters	max. 3 characters

Specify colour and characters for special printing

Versions DEK

Type/Print	Order No.	Type/Print	Order No.	Type/Print	Order No.	Type/Print	Order No.
DEK 5 BL NEUTRAL	0473391693	DEK 5 FWZ 51-60	0523060051	DEK 5 GW 46	0522660046	DEK 5 GW 132	0522660132
DEK 5 BR NEUTRAL	0473391692	DEK 5 FWZ 61-70	0523060061	DEK 5 GW 47	0522660047	DEK 5 GW 133	0522660133
DEK 5 FS 1-50	0473560001	DEK 5 FWZ 71-80	0523060071	DEK 5 GW 48	0522660048	DEK 5 GW 134	0522660134
DEK 5 FS 101-150	0473560101	DEK 5 FWZ 81-90	0523060081	DEK 5 GW 49	0522660049	DEK 5 GW 135	0522660135
DEK 5 FS 151-200	0473560151	DEK 5 FWZ 91-100	0523060091	DEK 5 GW 50	0522660050	DEK 5 GW 136	0522660136
DEK 5 FS 201-250	0473560201	DEK 5 FWZ L1-EIK	0354361203	DEK 5 GW 51	0522660051	DEK 5 GW 137	0522660137
DEK 5 FS 251-300	0473560251	DEK 5 FWZ L1-PE	0354361187	DEK 5 GW 52	0522660052	DEK 5 GW 138	0522660138
DEK 5 FS 301-350	0473560301	DEK 5 FWZ U,V,W,N,PE	0558360000	DEK 5 GW 53	0522660053	DEK 5 GW 139	0522660139
DEK 5 FS 351-400	0473560351	DEK 5 GE NEUTRAL	0473391687	DEK 5 GW 54	0522660054	DEK 5 GW 140	0522660140
DEK 5 FS 401-450	0473560401	DEK 5 GN NEUTRAL	0473391688	DEK 5 GW 55	0522660055	DEK 5 GW 141	0522660141
DEK 5 FS 451-500	0473560451	DEK 5 GR NEUTRAL	0473391691	DEK 5 GW 56	0522660056	DEK 5 GW 142	0522660142
DEK 5 FS 501-550	0473560501	DEK 5 GS A	0132961021	DEK 5 GW 57	0522660057	DEK 5 GW 143	0522660143
DEK 5 FS 51-100	0473560051	DEK 5 GS B	0132961022	DEK 5 GW 58	0522660058	DEK 5 GW 144	0522660144
DEK 5 FS 551-600	0473560551	DEK 5 GS C	0132961023	DEK 5 GW 59	0522660059	DEK 5 GW 145	0522660145
DEK 5 FS 601-650	0473560601	DEK 5 GS D	0132961024	DEK 5 GW 60	0522660060	DEK 5 GW 146	0522660146
DEK 5 FS 651-700	0473560651	DEK 5 GS E	0132961025	DEK 5 GW 61	0522660061	DEK 5 GW 147	0522660147
DEK 5 FS 701-750	0473560701	DEK 5 GS F	0132961026	DEK 5 GW 62	0522660062	DEK 5 GW 148	0522660148
DEK 5 FS 751-800	0473560751	DEK 5 GS G	0132961027	DEK 5 GW 63	0522660063	DEK 5 GW 149	0522660149
DEK 5 FS 801-850	0473560801	DEK 5 GS H	0132961028	DEK 5 GW 64	0522660064	DEK 5 GW 150	0522660150
DEK 5 FS 851-900	0473560851	DEK 5 GS I	0132961029	DEK 5 GW 65	0522660065	DEK 5 GW 151	0522660151
DEK 5 FS 901-950	0473560901	DEK 5 GS J	0132961030	DEK 5 GW 66	0522660066	DEK 5 GW 152	0522660152
DEK 5 FS 951-999	0473560951	DEK 5 GS K	0132961031	DEK 5 GW 67	0522660067	DEK 5 GW 153	0522660153
DEK 5 FSZ 1-10	0460660001	DEK 5 GS L	0132961032	DEK 5 GW 68	0522660068	DEK 5 GW 154	0522660154
DEK 5 FSZ 11-20	0460660011	DEK 5 GS M	0132961033	DEK 5 GW 69	0522660069	DEK 5 GW 155	0522660155
DEK 5 FSZ 21-30	0460660021	DEK 5 GS N	0132961034	DEK 5 GW 70	0522660070	DEK 5 GW 156	0522660156
DEK 5 FSZ 31-40	0460660031	DEK 5 GS O	0132961035	DEK 5 GW 71	0522660071	DEK 5 GW 157	0522660157
DEK 5 FSZ 41-50	0460660041	DEK 5 GS P	0132961036	DEK 5 GW 72	0522660072	DEK 5 GW 158	0522660158
DEK 5 FSZ 51-60	0460660051	DEK 5 GS PE	0157261187	DEK 5 GW 73	0522660073	DEK 5 GW 159	0522660159
DEK 5 FSZ 61-70	0460660061	DEK 5 GS Q	0157261037	DEK 5 GW 74	0522660074	DEK 5 GW 160	0522660160
DEK 5 FSZ 71-80	0460660071	DEK 5 GS R	0132961038	DEK 5 GW 75	0522660075	DEK 5 GW 161	0522660161
DEK 5 FSZ 81-90	0460660081	DEK 5 GS S	0132961039	DEK 5 GW 76	0522660076	DEK 5 GW 162	0522660162
DEK 5 FSZ 91-100	0460660091	DEK 5 GS T	0132961040	DEK 5 GW 77	0522660077	DEK 5 GW 163	0522660163
DEK 5 FW 1,3,5,...99	1358460000	DEK 5 GS U	0132961041	DEK 5 GW 78	0522660078	DEK 5 GW 164	0522660164
DEK 5 FW 1-50	0473460001	DEK 5 GS V	0132961042	DEK 5 GW 79	0522660079	DEK 5 GW 165	0522660165
DEK 5 FW 10-500	0132660010	DEK 5 GS W	0132961043	DEK 5 GW 80	0522660080	DEK 5 GW 166	0522660166
DEK 5 FW 101-150	0473460101	DEK 5 GS X	0132961044	DEK 5 GW 81	0522660081	DEK 5 GW 167	0522660167
DEK 5 FW 151-200	0473460151	DEK 5 GS Y	0132961045	DEK 5 GW 82	0522660082	DEK 5 GW 168	0522660168
DEK 5 FW 2,4,...100	1358560000	DEK 5 GS Z	0132961046	DEK 5 GW 83	0522660083	DEK 5 GW 169	0522660169
DEK 5 FW 201-250	0473460201	DEK 5 GS ⊥	0157261202	DEK 5 GW 84	0522660084	DEK 5 GW 170	0522660170
DEK 5 FW 251-300	0473460251	DEK 5 GS ⊕	0157261203	DEK 5 GW 85	0522660085	DEK 5 GW 171	0522660171
DEK 5 FW 301-350	0473460301	DEK 5 GW	0576260000	DEK 5 GW 86	0522660086	DEK 5 GW 172	0522660172
DEK 5 FW 351-400	0473460351	DEK 5 GW 1	0522660001	DEK 5 GW 87	0522660087	DEK 5 GW 173	0522660173
DEK 5 FW 401-450	0473460401	DEK 5 GW 2	0522660002	DEK 5 GW 88	0522660088	DEK 5 GW 174	0522660174
DEK 5 FW 451-500	0473460451	DEK 5 GW 3	0522660003	DEK 5 GW 89	0522660089	DEK 5 GW 175	0522660175
DEK 5 FW 501-550	0473460501	DEK 5 GW 4	0522660004	DEK 5 GW 90	0522660090	DEK 5 GW 176	0522660176
DEK 5 FW 51-100	0473460051	DEK 5 GW 5	0522660005	DEK 5 GW 91	0522660091	DEK 5 GW 177	0522660177
DEK 5 FW 551-600	0473460551	DEK 5 GW 6	0522660006	DEK 5 GW 92	0522660092	DEK 5 GW 178	0522660178
DEK 5 FW 601-650	0473460601	DEK 5 GW 7	0522660007	DEK 5 GW 93	0522660093	DEK 5 GW 179	0522660179
DEK 5 FW 651-700	0473460651	DEK 5 GW 8	0522660008	DEK 5 GW 94	0522660094	DEK 5 GW 180	0522660180
DEK 5 FW 701-750	0473460701	DEK 5 GW 9	0522660009	DEK 5 GW 95	0522660095	DEK 5 GW 181	0522660181
DEK 5 FW 751-800	0473460751	DEK 5 GW 10	0522660010	DEK 5 GW 96	0522660096	DEK 5 GW 182	0522660182
DEK 5 FW 801-850	0473460801	DEK 5 GW 11	0522660011	DEK 5 GW 97	0522660097	DEK 5 GW 183	0522660183
DEK 5 FW 851-900	0473460851	DEK 5 GW 12	0522660012	DEK 5 GW 98	0522660098	DEK 5 GW 184	0522660184
DEK 5 FW 901-950	0473460901	DEK 5 GW 13	0522660013	DEK 5 GW 99	0522660099	DEK 5 GW 185	0522660185
DEK 5 FW 951-999	0473460951	DEK 5 GW 14	0522660014	DEK 5 GW 100	0522660100	DEK 5 GW 186	0522660186
DEK 5 FW U1-PE1	0133161114	DEK 5 GW 15	0522660015	DEK 5 GW 101	0522660101	DEK 5 GW 187	0522660187
DEK 5 FW U2-PE2	0133161115	DEK 5 GW 16	0522660016	DEK 5 GW 102	0522660102	DEK 5 GW 188	0522660188
DEK 5 FW U3-PE3	0133161116	DEK 5 GW 17	0522660017	DEK 5 GW 103	0522660103	DEK 5 GW 189	0522660189
DEK 5 FW U4-PE4	0133161117	DEK 5 GW 18	0522660018	DEK 5 GW 104	0522660104	DEK 5 GW 190	0522660190
DEK 5 FW U5-PE5	0133161118	DEK 5 GW 19	0522660019	DEK 5 GW 105	0522660105	DEK 5 GW 191	0522660191
DEK 5 FW U6-PE6	0133161119	DEK 5 GW 20	0522660020	DEK 5 GW 106	0522660106	DEK 5 GW 192	0522660192
DEK 5 FW U7-PE7	0133161120	DEK 5 GW 21	0522660021	DEK 5 GW 107	0522660107	DEK 5 GW 193	0522660193
DEK 5 FW U8-PE8	0133161121	DEK 5 GW 22	0522660022	DEK 5 GW 108	0522660108	DEK 5 GW 194	0522660194
DEK 5 FW U9-PE9	0133161122	DEK 5 GW 23	0522660023	DEK 5 GW 109	0522660109	DEK 5 GW 195	0522660195
DEK 5 FW X1-Z1	0133261150	DEK 5 GW 24	0522660024	DEK 5 GW 110	0522660110	DEK 5 GW 196	0522660196
DEK 5 FW X10-Z10	0133261159	DEK 5 GW 25	0522660025	DEK 5 GW 111	0522660111	DEK 5 GW 197	0522660197
DEK 5 FW X2-Z2	0133261151	DEK 5 GW 26	0522660026	DEK 5 GW 112	0522660112	DEK 5 GW 198	0522660198
DEK 5 FW X3-Z3	0133261152	DEK 5 GW 27	0522660027	DEK 5 GW 113	0522660113	DEK 5 GW 199	0522660199
DEK 5 FW X4-Z4	0133261153	DEK 5 GW 28	0522660028	DEK 5 GW 114	0522660114	DEK 5 GW 200	0522660200
DEK 5 FW X5-Z5	0133261154	DEK 5 GW 29	0522660029	DEK 5 GW 115	0522660115	DEK 5 GW A	0522761021
DEK 5 FW X6-Z6	0133261155	DEK 5 GW 30	0522660030	DEK 5 GW 116	0522660116	DEK 5 GW B	0522761022
DEK 5 FW X7-Z7	0133261156	DEK 5 GW 31	0522660031	DEK 5 GW 117	0522660117	DEK 5 GW BL/SW -	0576291741
DEK 5 FW X8-Z8	0133261157	DEK 5 GW 32	0522660032	DEK 5 GW 118	0522660118	DEK 5 GW C	0522761023
DEK 5 FW X9-Z9	0133261158	DEK 5 GW 33	0522660033	DEK 5 GW 119	0522660119	DEK 5 GW D	0522761024
DEK 5 FWZ 1-10	0523060001	DEK 5 GW 34	0522660034	DEK 5 GW 120	0522660120	DEK 5 GW E	0522761025
DEK 5 FWZ 1-19	0235860000	DEK 5 GW 35	0522660035	DEK 5 GW 121	0522660121	DEK 5 GW F	0522761026
DEK 5 FWZ 1-99	1572000000	DEK 5 GW 36	0522660036	DEK 5 GW 122	0522660122	DEK 5 GW G	0522761027
DEK 5 FWZ 11-20	0523060011	DEK 5 GW 37	0522660037	DEK 5 GW 123	0522660123	DEK 5 GW H	0522761028
DEK 5 FWZ 2-20	0236160000	DEK 5 GW 38	0522660038	DEK 5 GW 124	0522660124	DEK 5 GW I	0522761029
DEK 5 FWZ 21-30	0523060021	DEK 5 GW 39	0522660039	DEK 5 GW 125	0522660125	DEK 5 GW J	0522761030
DEK 5 FWZ 21-39	0235960000	DEK 5 GW 40	0522660040	DEK 5 GW 126	0522660126	DEK 5 GW K	0522761031
DEK 5 FWZ 22-40	0236260000	DEK 5 GW 41	0522660041	DEK 5 GW 127	0522660127	DEK 5 GW L	0522761032
DEK 5 FWZ 31-40	0523060031	DEK 5 GW 42	0522660042	DEK 5 GW 128	0522660128	DEK 5 GW L1	0522361075
DEK 5 FWZ 41-50	0523060041	DEK 5 GW 43	0522660043	DEK 5 GW 129	0522660129	DEK 5 GW L2	0522361076
DEK 5 FWZ 41-59	0236060000	DEK 5 GW 44	0522660044	DEK 5 GW 130	0522660130	DEK 5 GW L3	0522361077
DEK 5 FWZ 42-60	0236360000	DEK 5 GW 45	0522660045	DEK 5 GW 131	0522660131	DEK 5 GW M	0522761033


Varianten DEK

Table listing variants (DEK) with columns for Type/Print and Order No. The table is organized into several columns, each starting with a 'Type/Print' header. It includes variants for different materials like MP, N, Q, P, PE, PEN, RT/SW+, S, T, U, V, W-STROM, X, Y, Z, and various FS and GW series.

DEK MultiCard

The Dekafix marker in MultiCard format is the universal marker for all kinds of connectors and also electronic modules from the Weidmüller product range. The blank DEK marker is ideal for flexible, fast printing in situ with our innovative labelling systems SMark-Laser, PrintJet, MCP Plus Plotter or MC-Mobilo. The system is particularly suitable for short sequences of numbers and is also available with special printing.

- In strips for fast installation
- Flexible, fast printing on site during installation
- Excellent printing quality thanks to the Weidmüller MultiCard printers
- Available in 6 widths
- Custom printing with the MC Laser also possible



Technical data

Material	Polyamide 66, halogen-free
UL 94 flammability rating	V2
Temperature range	-40 °C to 100 °C
Printing	black

Ordering data

Colour	Available in all colours of the international colour code; for MC on request									
	<table border="0"> <tr> <td>● brown</td> <td>● red</td> <td>● orange</td> </tr> <tr> <td>● yellow</td> <td>● green</td> <td>● blue</td> </tr> <tr> <td>● violet</td> <td>● grey</td> <td>○ white</td> </tr> </table>	● brown	● red	● orange	● yellow	● green	● blue	● violet	● grey	○ white
● brown	● red	● orange								
● yellow	● green	● blue								
● violet	● grey	○ white								
Special printing	Specify special printing and colours per diskette, Excel file or using the M-Print® PRO software.									
Minimum order quantity	1 pack									
Notes on mounting	<p>Mount in strips when the marker pitch (width) corresponds to the pitch of the terminals.</p> <p>For example, DEK 5 mm pitch for terminals with 5 mm pitch such as the WDU 2.5.</p> <p>Mount individual markers when the terminal pitch is larger than the marker pitch (width).</p> <p>For example, DEK 6.5 mount individually on WDU 6 terminals.</p>									

Dekafix - the universal marker for SAK series, W-series, Z-series, P-series and I-series plus WEICOS connectors and electronics devices.



Clamping width: 3.5 mm

DEK - blank

Ordering data

Type	Material colour	Length	Qty.	Order No.
DEK 5/3,5 MC	white	5 mm	500	1755270000

DEK - Custom printing

Type	Material colour	Length	Qty.	Order No.
DEK 5/3,5 MC	white	5 mm	100	1767730000

Clamping width: 5.0 mm

DEK - blank


Type	Material colour	Length	Qty.	Order No.
DEK 5/5 Plus MC	white	5 mm	1000	1854490000
DEK 5/5 Plus MC GE	yellow	5 mm	1000	1907520000
DEK 5/5 MC	white	5 mm	1000	1609801044
DEK 5/5 MC GE	yellow	5 mm	1000	1609801687
DEK 5/5 MC BL	blue	5 mm	1000	1609801693
DEK 5/5 MC GR	grey	5 mm	1000	1609801691
DEK 5/5 MC GN	green	5 mm	1000	1609801688
DEK 5/5 MC RT	red	5 mm	1000	1609801686

DEK - Custom printing


Type	Material colour	Length	Qty.	Order No.
DEK 5/5 MC	white	5 mm	200	1609810000
DEK 5/5 Plus MC	white	5 mm	200	1854500000

Clamping width: 6.0 / 6.5 mm

DEK - blank


Type	Material colour	Length	Qty.	Order No.
DEK 5/6 MC	white	5 mm	1000	1609820000
DEK 5/6 MC PLUS	white	5 mm	1000	1011320000
DEK 5/6,5 MC	white	5 mm	900	1609840000
DEK 5/6,5 PLUS MC	 white	5 mm	900	1046340000

DEK - Custom printing


Type	Material colour	Length	Qty.	Order No.
DEK 5/6 MC SDR	white	5 mm	200	1609830000
DEK 5/6 MC SDR PLUS	white	5 mm	200	1038650000
DEK 5/6,5 MC	white	5 mm	180	1609850000
DEK 5/6,5 PLUS MC	 white	5 mm	180	1046360000

Clamping width: 7.5 / 8.0 mm

DEK - blank

Type	Material colour	Length	Qty.	Order No.
DEK 5/7,5 MC	white	5 mm	320	1720620000
DEK 5/8 MC	white	5 mm	800	1856740000
DEK 5/8 PLUS MC	 white	5 mm	800	1046350000

DEK - Custom printing

Type	Material colour	Length	Qty.	Order No.
DEK 5/7,5 MC	white	5 mm	64	1770490000
DEK 5/8 MC	white	5 mm	160	1856750000
DEK 5/8 PLUS MC	 white	5 mm	160	1046370000

WS

WS markers are designed specifically for W series terminals. But thanks to their system compatibility, WS markers can also be used with the I series, Z series and P series. The generous size of these markers permit long characters strings and multiple-line printing.

WS markers are ideal for labelling where long, individual character strings are required. And the proven MultiCard format makes labelling possible with the SMark-Laser, PrintJet, MCP Plus Plotter or MC-Mobilo as well.

- Mount in strips or individually
- Markers in the proven MultiCard format
- Excellent printing quality thanks to the Weidmüller MultiCard printers



Technical data

Material	Polyamide 66, halogen-free
UL 94 flammability rating	V2
Temperature range	-40 °C to 100 °C
Printing	black

Bestellhinweis

Colour	Available in all colours of the international colour code; for MC on request ● brown ● red ● orange ● yellow ● green ● blue ● violet ● grey ○ white
Special printing	Specify special printing and colours per diskette, Excel file or using the M-Print® PRO software.
Minimum order quantity	1 pack
Notes on mounting	Mount in strips when the marker pitch (width) corresponds to the pitch of the terminals. For example, WS 10/6 = 6 mm pitch for terminals with 6 mm pitch such as the WDU 4. Mount individual markers when the terminal pitch is larger than the marker pitch (width). For example, WS 12/6.5 mount individually on WDU 6 terminals. Weidmüller markers with 5 mm pitch (width) are suitable for all widths of terminals.

ZS

ZS markers – in the proven MultiCard format – were specially developed for Z series terminals. They provide users with a large labelling area. Their unique hinged form means that cross-connectors, for example, are still readily accessible without having to remove the marker. Markers can be clipped on in strips to guarantee fast installation, but individual markers are easily separated.

- Hinged labelling area
- Mount in strips or individually
- Markers in the proven MultiCard format
- Flexible, fast printing on site during installation



Technical data

Material	Polyamide 66, halogen-free
UL 94 flammability rating	V2
Temperature range	-40 °C to 100 °C
Printing	black

Ordering data

Colour	white
Notes on mounting	height x width (pitch), e.g. ZS 10/5: 10 mm high, 5 mm wide = 5 mm pitch
Special printing	Specify special printing per diskette, Excel file or using the M-Print® PRO software.
Suitable printing systems	SMark-Laser, PrintJet, MCP Plus Plotter, MC-Mobilo
Minimum order quantity	1 pack

WS / ZS

WS markers are perfect for the connectors of the W-series, I-series, P-series and Z-series. WS 10/5 and 10/6 Middle are fitted with a centre foot and can be used for the I-series. The ZS markers are specially conceived for the Z-series.



Clamping width: 3.5 mm

WS - blank

Ordering data

Type	Material colour	Length	Qty.	Order No.
WS 12/3,5 MC	white	12 mm	600	1778270000

WS - Custom printing

Type	Material colour	Length	Qty.	Order No.
WS 12/3,5 MC	white	12 mm	120	1778280000

Clamping width: 5.0 mm

WS - blank

Type	Material colour	Length	Qty.	Order No.
WS 8/5 MC	white	8 mm	720	1640740000
WS 8/5 MC GE	yellow	8 mm	720	1773521687
WS 8/5 MC RT	red	8 mm	720	1773521686
WS 8/5 MC BL	blue	8 mm	720	1773521693
WS 8/5 MC OR	orange	8 mm	720	1773521690
WS 8/5 PLUS MC	white	8 mm	600	1951870000
WS 10/5 MC	white	10 mm	720	1635000000
WS 10/5 MC GE	yellow	10 mm	720	1773531687
WS 10/5 MC Middle	white	10 mm	720	1792000000
WS 10/5 MC RT	red	10 mm	720	1773531686
WS 10/5 MC BL	blue	10 mm	720	1773531693
WS 10/5 PLUS MC	n white	10 mm	600	1046380000
WS 12/5 MC	white	12 mm	720	1609860000
WS 12/5 MC GE	yellow	12 mm	720	1773541687
WS 12/5 MC RT	red	12 mm	720	1773541686
WS 12/5 MC BL	blue	12 mm	720	1773541693
WS 12/5 MC OR	orange	12 mm	720	1773541690
WS 12/5 MC PLUS	white	12 mm	600	1927510000
WS 14/5 MC	white	14 mm	480	1768090000
WS 15/5 MC	white	15 mm	480	1609880000
WS 15/5 MC GE	yellow	15 mm	480	1773571687

WS - Custom printing

Type	Material colour	Length	Qty.	Order No.
WS 8/5 MC	white	8 mm	144	1640750000
WS 8/5 MC PLUS	white	8 mm	120	1038790000
WS 10/5 MC	white	10 mm	144	1635010000
WS 10/5 MC Middle	white	10 mm	144	1792010000
WS 10/5 PLUS MC	n white	10 mm	120	1046320000
WS 12/5 MC	white	12 mm	144	1609870000
WS 12/5 MC PLUS	white	12 mm	120	1927520000
WS 15/5 MC	white	15 mm	96	1609890000

Clamping width: 6.0 mm

WS - blank

Type	Material colour	Length	Qty.	Order No.
WS 8/6 PLUS MC	white	8 mm	600	1951880000
WS 10/6 MC	white	10 mm	600	1828450000
WS 10/6 MC Middle	white	10 mm	600	1818400000
WS 10/6 MC Middle GN	green	10 mm	600	1917420000
WS 10/6 MC Middle GE	yellow	10 mm	600	1917430000
WS 10/6 MC Middle RT	red	10 mm	600	1917440000
WS 10/6 MC Middle OR	orange	10 mm	600	1917410000
WS 10/6 PLUS MC	n white	10 mm	600	1046390000
WS 12/6 MC	white	12 mm	600	1609900000
WS 12/6 MC GE	yellow	12 mm	600	1773551687
WS 12/6 MC RT	red	12 mm	600	1773551686
WS 12/6 MC BL	blue	12 mm	600	1773551693
WS 12/6 MC OR	orange	12 mm	600	1773551690
WS 12/6 MC BR	brown	12 mm	600	1773551692
WS 12/6 MC VI	magenta	12 mm	600	1773551689
WS 12/6 MC PLUS	white	12 mm	600	1927530000

WS markers are perfect for the connectors of the W-series, I-series, P-series and Z-series. WS 10/5 and 10/6 Middle are fitted with a centre foot and can be used for the I-series. The ZS markers are specially conceived for the Z-series.



Ordering data

WS - Custom printing

Type	Material colour	Length	Qty.	Order No.
WS 8/6 PLUS MC	white	8 mm	120	1038820000
WS 10/6 MC	white	10 mm	120	1828460000
WS 10/6 MC Middle	white	10 mm	120	1818410000
WS 10/6 PLUS MC	white	10 mm	120	1046330000
WS 12/6 MC	white	12 mm	120	1609910000
WS 12/6 MC PLUS	white	12 mm	120	1927540000

Clamping width: 6.5 mm

WS - blank

Type	Material colour	Length	Qty.	Order No.
WS 12/6,5 MC	white	12 mm	540	1609920000
WS 12/6,5 MC GE	yellow	12 mm	540	1773561687
WS 12/6,5 MC RT	red	12 mm	540	1773561686
WS 12/6,5 MC BL	blue	12 mm	540	1773561693
WS 12/6,5 MC GN	green	12 mm	540	1773561688

WS - Custom printing

Type	Material colour	Length	Qty.	Order No.
WS 12/6,5 MC	white	12 mm	108	1609930000

Clamping width: 8.0 mm

WS - blank

Type	Material colour	Length	Qty.	Order No.
WS 10/8 MC	white	10 mm	420	1905950000
WS 12/8 MC	white	12 mm	420	1906000000

WS - Custom printing

Type	Material colour	Length	Qty.	Order No.
WS 10/8 MC	white	10 mm	84	1906030000
WS 12/8 MC	white	12 mm	84	1906010000

Clamping width: 12.0 / 15.0 mm

WS - blank

Type	Material colour	Length	Qty.	Order No.
WS 10/12 MC	white	10 mm	300	1905970000
WS 10/15 MC	white	10 mm	240	1854090000

WS - Custom printing

Type	Material colour	Length	Qty.	Order No.
WS 10/12 MC	white	10 mm	60	1906060000
WS 10/15 MC	white	10 mm	48	1854100000

Clamping width: 5.0 mm

ZS - blank

Type	Material colour	Length	Qty.	Order No.
ZS 10/5 MC	white	10 mm	480	1610000000
ZS 15/5 MC	white	15 mm	480	1646630000

ZS - Custom printing

Type	Material colour	Length	Qty.	Order No.
ZS 10/5 MC	white	10 mm	96	1610010000
ZS 15/5 MC	white	15 mm	96	1646640000

Clamping width: 6.0 mm

ZS - blank

Type	Material colour	Length	Qty.	Order No.
ZS 12/6 MC	white	12 mm	400	1610020000


ZS - Custom printing

Type	Material colour	Length	Qty.	Order No.
ZS 12/6 MC	white	12 mm	80	1610030000

MultiFit

MultiFit is Weidmüller's marker system for use with other makes of terminals with pitches of 4, 5, 6, 7.5, 8 and 10 mm.

- Blank markers ready for users to print with SMark-Laser, PrintJet, Plotter or MC-Mobilo
- Individually printed markers supplied based on customer CAE data or specifications
- One marker suitable for various terminal manufacturers










Technical data









Material	Polyamide 66, halogen-free
UL 94 flammability rating	V2
Temperature range	-40 °C to 100 °C
Printing	black

Ordering data

Colour	Available in all colours of the international colour code; for MC on request									
	<table border="0"> <tr> <td>● brown</td> <td>● red</td> <td>● orange</td> </tr> <tr> <td>● yellow</td> <td>● green</td> <td>● blue</td> </tr> <tr> <td>● violet</td> <td>● grey</td> <td>○ white</td> </tr> </table>	● brown	● red	● orange	● yellow	● green	● blue	● violet	● grey	○ white
● brown	● red	● orange								
● yellow	● green	● blue								
● violet	● grey	○ white								
Special printing	Specify special printing and colours per diskette, Excel file or using the M-Print® PRO software.									
Minimum order quantity	1 pack									

Application options

	 MF 8/5	 MF 10/5 MF 10/6	 MF 12/5	 MF 5/4 MF 5/5 MF 5/6	 MF-W 5/5 Mini	 MF-W 9/4 MF-W 9/5 MF-W 9/6	 MF-W 9/5 F MF-W 9/4.2 F MF-W 9/5.2 F MF-W 9/6.2 F
Wago	●	●	●		● Similar to the WagoMini WSB Type 248-...264-...	● Similar to the Wago WSB Type 209-...249-...	● Similar to the Wago WMB Type 793-...794-... For Wago TopJob S
Phoenix	●	●	●	● MF 5/5 Similar to the Phoenix Contact ZBF 5 MF 5/6 Similar to the Phoenix Contact ZBF 6 MF 5/4 Similar to the Phoenix ZBF 4			
Wieland	●	●	●				
Legrand	●	●	●		●	●	●
Entrelec	●	●	●		●		
Télémechanique	●	●	●				

	 MF 10/8	 MF 10/10	 MF 4/5.2	 MF 5/7.5	 MF 10/5 MF 12/5	 MF-SI	 MF-WO	 MFF
Siemens						●		
Phoenix	● ZB 8	● ZB 10	● BN-ZB 5.2	● BN-ZB 7.5				
Wieland								
Legrand								
Entrelec	●	●						
Woertz							●	
Adels RKW				● BZ 14				
Cabur					● Cabur			
Festo								●

● = OK

(Please select the marker according to the width of the terminal)

Please note:

The recommended applications given above do not release the user from his obligation to check the applicability in each individual application. The marker/terminal combination should in each case be chosen in such a way that either the marker pitch matches the terminal pitch, or the marker pitch is smaller than the terminal pitch.

MultiFit for use with other makes of terminals



Clamping width: 4.0 mm

MultiFit - blank

Ordering data

Type	Material colour	Length	Qty.	Order No.
MF 5/4 MC	white	5 mm	500	1877690000
MFF 9/4 MC	white	9 mm	500	1877720000
MF-W 9/4 MC	white	9 mm	500	1877730000
MF-W 9/4.2F MC	white	9 mm	500	1011430000

MultiFit - Custom printing

Type	Material colour	Length	Qty.	Order No.
MF 5/4 MC	white	5 mm	100	1877670000
MFF 9/4 MC	white	9 mm	100	1877700000
MF-W 9/4 MC	white	9 mm	100	1877710000
MF-W 9/4.2F MC	white	9 mm	100	1038750000

Clamping width: 5.0 mm

MultiFit - blank

Type	Material colour	Length	Qty.	Order No.
MF 4/5,2 MC	white	4 mm	500	1907530000
MF 5/5 MC	white	5 mm	500	1816250000
MF-W 5/5 MC Mini	white	5 mm	500	1816240000
MF-W 5/5 MC Mini GN	green	5 mm	500	1924290000
MF-W 5/5 MC Mini BL	Blue	5 mm	500	1924270000
MF-W 5/5 MC Mini GE	yellow	5 mm	500	1924280000
MF-W 5/5 MC Mini RT	red	5 mm	500	1924260000
MF-WO 5/5 MC	white	5 mm	400	1716800000
MF 8/5 MC	white	8 mm	600	1677140000
MF-SI 8/5 MC	white	8 mm	400	1889180000
MF-W 9/5 MC	white	9 mm	500	1816270000
MF-W 9/5F MC	white	9 mm	500	1816280000
MF-W 9/5.2F MC	white	9 mm	500	1011410000
MF-WO 9/5 MC	white	9 mm	400	1716840000
MF 10/5 MC	white	10 mm	600	1677160000
MF-SI 10/5 MC	white	10 mm	400	1889190000
MF 10/5 MC Cabur	white	10 mm	600	1854510000
MF 12/5 MC	white	12 mm	600	1677180000
MF-WO 12/5 MC	white	12 mm	400	1692270000
MF 12/5 MC Cabur	white	12 mm	600	1854520000

MultiFit - Custom printing

Type	Material colour	Length	Qty.	Order No.
MF 4/5,2 MC	white	4 mm	100	1038690000
MF 5/5 MC	white	5 mm	500	1816320000
MF-W 5/5 Mini MC	white	5 mm	500	1816310000
MF-WO 5/5 MC	white	5 mm	80	1716810000
MF 8/5 MC	white	8 mm	120	1677150000
MF-SI 8/5 MC	white	8 mm	80	1886270000
MF-W 9/5 MC	white	9 mm	500	1816340000
MF-W 9/5F MC	white	9 mm	500	1816350000
MF-WO 9/5 MC	white	9 mm	80	1716850000
MF-W 9/5.2F MC	white	9 mm	100	1038760000
MF 10/5 MC	white	10 mm	120	1677170000
MF-SI 10/5 MC	white	10 mm	80	1889170000
MF 10/5 MC CABUR	white	10 mm	120	1038660000
MF 12/5 MC	white	12 mm	120	1677190000
MF-WO 12/5 MC	white	12 mm	80	1692280000
MF 12/5 MC CABUR	white	12 mm	120	1038670000



Clamping width: 6.0 mm

MultiFit - blank

Ordering data

Type	Material colour	Length	Qty.	Order No.
MF 5/6 MC	white	5 mm	500	1816260000
MF-SI 8/6 MC	white	8 mm	320	1889240000
MF-W 9/6 MC	white	9 mm	500	1816290000
MF-W 9/6.2F MC	white	9 mm	500	1011420000
MF-WO 9/6 MC	white	9 mm	400	1716820000
MF 10/6 MC	white	10 mm	600	1677220000
MFF 10/6 MC	white	10 mm	600	1856780000
MF-SI 10/6 MC	white	10 mm	320	1889260000
MF-WO 12/6 MC	white	12 mm	400	1692290000

MultiFit - Custom printing

Type	Material colour	Length	Qty.	Order No.
MF 5/6 MC	white	5 mm	500	1816330000
MF-SI 8/6 MC	white	8 mm	64	1889230000
MF-W 9/6 MC	white	9 mm	500	1816360000
MF-WO 9/6 MC	white	9 mm	80	1716830000
MF-W 9/6.2F MC	white	9 mm	100	1038770000
MF 10/6 MC	white	10 mm	120	1677230000
MFF 10/6 MC	white	10 mm	120	1856790000
MF-SI 10/6 MC	white	10 mm	64	1889250000
MF-WO 12/6 MC	white	12 mm	80	1692300000

Clamping width: 6.5 / 7.5 mm

MultiFit - blank

Type	Material colour	Length	Qty.	Order No.
MF 5/ 7,5 MC	white	5	320	1877680000
MF-SI 7/5-6,5 MC	white	7	320	1889780000
MF-SI 10/5-6,5 MC	white	10	320	1889800000

MultiFit - Custom printing

Type	Material colour	Length	Qty.	Order No.
MF 5/7,5 MC	white	5	64	1877660000
MF-SI 7/5-6,5 MC	white	7	64	1889770000
MF-SI 10/5-6,5 MC	white	10	64	1889790000

Clamping width: 8.0 / 10.0 mm

MultiFit - blank

Type	Material colour	Length	Qty.	Order No.
MF 5/10 MC	white	5	250	1954050000
MF 10/8 MC	white	10	350	1868440000
MF 10/10 MC	white	10	200	1856760000

MultiFit - Custom printing

Type	Material colour	Length	Qty.	Order No.
MF 5/10 MC	white	5	50	1038730000
MF 10/8 MC	white	10	70	1868430000
MF 10/10 MC	white	10	40	1856770000

Phoenix

	MF 5/4	MF 5/5	MF 8/5	MF 10/5	MF 12/5	MF 5/6	MF 10/6	MF 10/8	MF 10/10	MF 5/7,5	MF 4/5,2
UGSK/S								X			
UHK 4-FS...						X	X				
UHV 150-...									X		
UHV 240-...									X		
UHV 25-...									X		
UHV 50-...									X		
UHV 95-...									X		
UIK 16...									X		
UIK 35...									X		
UISLKG 16...									X		
UISLKG 35...									X		
UK 1,5 N...	X										
UK 10 N									X		
UK 10,3-... HESI...									X		
UK 10-DRHESI...							X				
UK 16 N									X		
UK 2,5 N		X	X	X	X						
UK 3 N		X	X	X	X						
UK 35									X		
UK 35 N...									X		
UK 4...						X	X				
UK 5 N						X	X				
UK 5-HESI								X			
UK 5-MTK...						X	X				
UK 6 N								X			
UK 6,3-HESI									X		
UK 6-FSI/C...								X			
UKB 4 ...							X				
UKH 150 ...									X		
UKH 240 ...									X		
UKH 50 ...									X		
UKH 95 ...									X		
UKK 3...		X	X	X	X						
UKK 4-FS...						X	X				
UKK 5...						X	X				
UKKB 3...		X	X	X	X						
UKKB 5...						X	X				
UKKB 10									X		
UKKB 10/2,5		X	X	X	X				X		
UKN 10 N...									X		
UKN 16 N...									X		
UKN 2,5...						X	X				
UKN 35...									X		
UKN 5...						X	X				
UKN 6 N...								X			
UK-SI									X		
URDK 6									X		
URKN									X		
URKN/S									X		
URTK 6									X		
URTK/S									X		
URTK/S-BEN ...									X		
URTK/SP									X		
URTK/SS						X	X				
URTKD/SP									X		
UP 4/...						X					
UPBV 2,5/...		X									
UPBV 4/...						X					
UPCV3K ...						X	X				
USED 16									X		
USED 27									X		
USEN 14									X		
USEN 18									X		
USIG...									X		
USK 4-FS...						X	X				
USKLG 1,5 N	X										
USKLG 10 N...									X		
USKLG 16 N...									X		
USKLG 2,5 N...		X	X	X	X						
USKLG 3...		X	X	X	X						
USKLG 35									X		
USLKG 35 N									X		
USKLG 5...						X	X				
USKLG 50									X		
USKLG 6 N...								X			
USKLG 95									X		
UT 10 ...									X		
UT 16 ...									X		

Individual mounting is required if the terminal pitch is larger than the marker.

	MF 5/4	MF 5/5	MF 8/5	MF 10/5	MF 12/5	MF 5/6	MF 10/6	MF 10/8	MF 10/10	MF 5/7,5	MF 4/5,2
UT 35 ...											
UT 2,5 ...			X	X	X						
UT 4 ...							X				
UT 4-HEDI ...						X	X				
UT 4-HESI ...						X	X				
UT 4-PE/...						X	X				
UTME ... 6 ...								X			
UTTB 2,5-...		X	X	X	X						
UTTB 4-...						X	X				
UT 6 ...								X			
UT 6-TMC M...									X		
UTI 16 ...									X		
UTI 35 ...									X		
UTN 2,5		X	X	X	X						
UTN 4						X	X				
UTN 6								X			
UTN 10									X		
UTN 16									X		
UTN 35									X		
UVKB 4-FS...						X	X				
VBSN 4							X				
VBST 4-FS...						X	X				
VKK 4-FS						X	X				
VIOK 1,5...						X	X				
W 80/...							X				
ZDIK 1,5...		X									
ZDMTK 2,5...						X					
ZFK 6-DREHSI...						X					
ZFKK 2,5-MT...		X									
ZGSK 4								X			
ZPV 1,5/2,5		X	X	X	X						
ZRTK 4								X			
ZRV 8						X	X				
ZVIOK 1,5...		X									

Cross-reference table

ABB-Stotz/ Entrelec

	MF-W 9/4	MF-W 9/5	MF-W 9/5 F	MF-W 9/6	MF-W 9/6.2 F	MF-W 5/5 mini	MF 10/5	MF 10/6	MF 10/8	MF 10/10		MF-W 9/4	MF-W 9/5	MF-W 9/5 F	MF-W 9/6	MF-W 9/6.2 F	MF-W 5/5 mini	MF 10/5	MF 10/6	MF 10/8	MF 10/10			
131 ET TM4...																								
165 LT TM5...																								
41 H LT...																								
62 H...				x																				
BADH				x																				
BADL				x	x			x																
BADRL				x	x	x		x																
BAEH				x																				
BAM...				x	x			x																
BAMH				x	x			x																
D 1,5/4...	x																							
D 1,5/6...				x																				
D 1,5/6...ADO...				x																				
D 1,5/8...ADO				x																				
D 1/5...ADO		x																						
D 10/10...						x																		
D 150/31...				x	x																			
D 16/12...						x																		
D 2,5/5.P...		x	x																					
D 2,5/5...						x																		
D 2,5/5...ADO		x																						
D 2,5/6...						x																		
D 2,5/8...						x																		
D 2,5/8...ADO...					x																			
D 240/36...				x	x																			
D 35/16...						x																		
D 4/6.P...				x	x			x																
D 4/6...						x																		
D 4/6...ADO		x																						
D 4/6...ADO				x																				
D 4/8...				x																				
D 4/8...ADO...				x																				
D 6/10...				x	x			x	x	x														
D 6/8.P				x	x			x																
D 6/8.ST...				x	x			x																
D 6/8...						x																		
D 6/8...ADO...				x																				
D 70/22...				x	x																			
DB 1,5/6...						x																		
DB 1/5...						x																		
DB 2,5/5...						x																		
DB 2,5/8...						x																		
DB 4/6...						x																		
DB 4/8...						x																		
DF 6				x				x																
DH 1,5/6...						x																		
DH 1/5...						x																		
DH 2,5/5...						x																		
DH 2,5/8...						x																		
DH 4/6...						x																		
DH 4/8...						x																		
DL 10/17,5...						x																		
DR 1,5/4...	x																							
DR 1,5/5...						x																		
DR 1,5/6...						x																		
DR 1/5...						x																		
DR 2,5/10...						x																		
DR 2,5/5...						x																		
DR 2,5/8...						x																		
DR 4/8...						x																		
DR 4/8...ADO...						x																		
D 6/8.P				x	x			x																
D 6/8.ST...				x	x			x																
D 6/8...						x																		
D 6/8...ADO...				x																				
D 70/22...				x	x																			
DB 1,5/6...						x																		
DB 1/5...						x																		
DB 2,5/5...						x																		
DB 2,5/8...						x																		
DB 4/6...						x																		
DB 4/8...						x																		
DF 6				x				x																
DH 1,5/6...						x																		
DH 1/5...						x																		
DH 2,5/5...						x																		
DH 2,5/8...						x																		
DH 4/6...						x																		
DH 4/8...						x																		
DL 10/17,5...						x																		
DR 1,5/4...	x																							
DR 1,5/5...						x																		
DR 1,5/6...						x																		
DR 1/5...						x																		
DR 2,5/10...						x																		
DR 2,5/5...						x																		
DR 2,5/8...						x																		
DR 4/8...						x																		
DR 4/8...ADO...						x																		
D 6/8.P				x	x			x																
D 6/8.ST...				x	x			x																
D 6/8...						x																		
D 6/8...ADO...				x																				
D 70/22...				x	x																			
DB 1,5/6...						x																		
DB 1/5...						x																		
DB 2,5/5...						x																		
DB 2,5/8...						x																		
DB 4/6...						x																		
DB 4/8...						x																		
DF 6				x				x																
DH 1,5/6...						x																		
DH 1/5...						x																		
DH 2,5/5...						x																		
DH 2,5/8...						x																		
DH 4/6...						x</																		

Wieland

	MF 8/5	MF 10/5	MF 12/5	MF 10/6
WEG...	X	X	X	
WK 2,5...	X	X	X	
WK 2,5-4 KI...	X	X	X	
WK 2,5-4 KOI...	X	X	X	
WK 2,5-3 D...	X	X	X	
WK 2,5 U/D...	X	X	X	
WK 4...				X
WK 4 D...				X
WK 4 E...				X
WK 4/SI-D...			X	
WK 4 TK...				X
WK 4 THSI ...				X
WK 6...				X
WK 10/SI...				X
WKC 1 ...	X	X		
WKC 2,5 ...				X
WKC 1 TKG...	X	X		
WKC 2,5 TKG...				X
WKN 10...			X	
WKN 16...				X
WKN 2,5 E...	X	X	X	
WKN 35...				X
WKN 4 ...				X
WKN 70...			X	
WK/3-6...			X	
WK/4-8...				X
WKB 2,5...	X	X	X	
WKF 1,5 E...	X	X	X	
WKF 1,5 KOI...	X	X	X	
WKF 10...				X
WKF 16...				X
WKF 35...				X
WKF 2,5...	X	X	X	
WKF 2,5 D...	X	X	X	
WKF 2,5/M...	X	X	X	
WKF 4...				X
WKF 4 TK...				X
WKF 6...				X
WKFN 2,5...	X	X	X	
WKFN 2,5 E...	X	X	X	
WKFN 4...				X
WKFN 4 E...				X
WKI 10...			X	
WKI 16...				X
WKI 35...				X
WKI 4...				X
WKIF 2,5 ...	X	X	X	
WKM 2,5...	X	X	X	
WKMF 2,5../1,5	X	X	X	
WKM 4...				X

Cabur

	MF 10/5 Cabur	MF 12/5 Cabur
AFO.2...	X	X
CAM...	X	X
CBC.2... - CBC.35...	X	X
CBD.2... - CBD.70...	X	X
CBE.2...	X	
CBR.2...	X	X
CNT.16...	X	X
CNT.35...	X	X
CNT.6...	X	X
CVF.4...	X	X
DAS.4...	X	X
DBC.2...	X	
DSFA.4	X	
DSS.4...	X	
FDP.2...	X	X
FFS.4...	X	X
FPC.10...	X	X
FPL.10...	X	X
FVS.4...	X	X
MAC.6...	X	X
MPFA.4...	X	
MPS.2...	X	X
MPS.4...	X	X
NCS...	X	X
NCV...	X	X
PDF.2...	X	X
RFI.2...	X	
RN.2...	X	
RP.4...	X	
SCB.4...	X	X
SCB.6...	X	X
SFO.4...	X	X
SFR.4...	X	X
SFR.6...	X	X
TC/PO...	X	X
TDE.2...	X	X
TE.10...	X	X
TE.16...	X	X
TE.50...	X	X
TE.6...	X	X
TEC.10...	X	X
TEC.16...	X	X
TEC.35...	X	X
TEC.6...	X	X
TEC.70...	X	X
TED.4...	X	X
TEO.2...	X	X
TEO.4...	X	X
TLD.2...	X	X
TLE.2	X	X
TLS.2...	X	X
TR.2...	X	
TR.4...	X	X
VPC.2...	X	X

Individual mounting is required if the terminal pitch is larger than the marker.

Cross-reference table

Terminal markers

B

Siemens

	MF-SI 8/5	MF-SI 10/5	MF-SI 8/6	MF-SI 10/6	MF-SI 7/5-6,5	MF-SI 10/5-6,5	MF 5/4	MF 5/5	MF 8/5	MF 10/5	MF 12/5	MF 5/6	MF 10/6	MF 10/8	MF 10/10
8WA1 011-0DG...															
8WA1 011-1BF...	x	x													
8WA1 011-1BG...			x	x											
8WA1 011-1BH...			x	x											
8WA1 011-1BK...			x	x											
8WA1 011-1BM...			x	x											
8WA1 011-1BP...			x	x											
8WA1 011-1DF...	x	x													
8WA1 011-1DG...			x	x											
8WA1 011-1DH...			x	x											
8WA1 011-1EE...			x	x											
8WA1 011-1EF...	x	x													
8WA1 011-1MH...			x	x											
8WA1 011-1NF...	x	x													
8WA1 011-1NG...			x	x											
8WA1 011-1NH...			x	x											
8WA1 011-1PF...	x	x													
8WA1 011-1PG...			x	x											
8WA1 011-1PH...			x	x											
8WA1 011-1PK...			x	x											
8WA1 011-1PM...			x	x											
8WA1 011-1SF...			x	x											
8WA1 011-2BG11					x	x									
8WA1 011-2DG11					x	x									
8WA1 011-3DF...	x	x													
8WA1 011-3DG...			x	x											
8WA1 011-3DH...			x	x											
8WA1 011-3JF...	x	x													
8WA1 011-6BG11					x	x									
8WA1 011-6DG11					x	x									
8WA1 011-6EG...					x	x									
8WA1 204			x	x											
8WA1 205			x	x											
8WA1 206			x	x											
8WA1 221	x	x													
8WA1 232			x	x											
8WA1 304			x	x											
8WA1 305			x	x											
8WA1 501	x	x													
8WA1 604			x	x											
8WA2 011-...NK23			x	x											
8WA2 011-1BF...	x	x													
8WA2 011-1BG...			x	x											
8WA2 011-1BH...			x	x											
8WA2 011-1BJ...			x	x											
8WA2 011-1BK...			x	x											
8WA2 011-1DF...	x	x													
8WA2 011-1DG...			x	x											
8WA2 011-1DH...			x	x											
8WA2 011-1DJ...			x	x											
8WA2 011-1DK...			x	x											
8WA2 011-1EF20	x	x													
8WA2 011-1LF20	x	x													
8WA2 011-1NG23			x	x											
8WA2 011-1NH23			x	x											
8WA2 011-1PF...	x	x													
8WA2 011-1PG...			x	x											
8WA2 011-1PH...			x	x											
8WA2 011-1PJ...			x	x											
8WA2 011-1PK...			x	x											
8WA2 011-1SG...			?	?											
8WA2 011-2BG...			x	x											
8WA2 011-2DG...			x	x											
8WA2 011-3JG...			x	x											
8WA2 011-3JH23			x	x											
8WA2 011-3KE	x	x													
8WA2 011-6EG...			x	x											
8WA9 200			x	x											
8WH1 000-0AN...					x	x									
8WH1 000-0AQ...					x	x									
8WH1 000-0AS...					x	x									
8WH1 000-0AU...					x	x									
8WH1 000-0CN...					x	x									
8WH1 000-0CQ...					x	x									
8WH1 001-0...K...															x
8WH1 001-0...M...															x
8WH1 001-0BJ...															x
8WH1 001-0BJ...															x

Individual mounting is required if the terminal pitch is larger than the marker.

Siemens

	MF-SI 8/5	MF-SI 10/5	MF-SI 8/6	MF-SI 10/6	MF-SI 7/5-6,5	MF-SI 10/5-6,5	MF 5/4	MF 5/5	MF 8/5	MF 10/5	MF 12/5	MF 5/6	MF 10/6	MF 10/8	MF 10/10
8WH1 001-0BJ...															
8WH1 060-0A...00					x	x									
8WH1 070-0A...					x	x									
8WH2 ...-6AF...								x	x	x					
8WH2 ...-6AG...												x	x		
8WH2 ...-6CF...								x	x	x					
8WH2 ...-6CG...												x	x		
8WH2 00...-0AE...							x								
8WH2 00...-0AF...								x	x	x					
8WH2 00...-0AG...												x	x		
8WH2 00...-0CE...							x								
8WH2 00...-0CF...								x	x	x					
8WH2 00...-0CG...												x	x		
8WH2 00...-0AH...															x
8WH2 00...-0AJ...															x
8WH2 00...-0AK...															x
8WH2 00...-0AM...															x
8WH2 00...-0CH...															x
8WH2 000-1AG...															x
8WH2 000-1BG...															x
8WH2 000-1GG...												x	x		
8WH2 000-1HG...															x
8WH2 000-1JG...												x	x		
8WH2 000-1MG...												x	x		
8WH2 000-1NG...															x
8WH2 000-1RG...															x
8WH2 003-5...F...								x	x						
8WH2 02...-0AE...							x								
8WH2 02...-0AF...								x	x						
8WH2 02...-0AG...												x	x		
8WH2 02...-0CE...							x								
8WH2 02...-0CF...								x	x						
8WH2 02...-0CG...												x	x		
8WH2 02...-4...F...								x	x						
8WH2 020-5...F...								x	x						
8WH2 03...-0...F...								x	x						
8WH2 04...-0...F...								x	x						
8WH2 040-4L...								x	x						
8WH2 103...BF...								x	x	x					
8WH2 103...BG...												x	x		
8WH2 50...-0...F...								x	x						
8WH2 50...-0...G...												x	x		
8WH2 50...-0...H...															x
8WH2 50...-6...F...								x	x						
8WH2 520-0...F...								x	x						
8WH2 520-0...G...												x	x		
8WH3 00...-0...E...								x	x	x					
8WH3 00...-0...F...												x	x		
8WH3 000-6AE...								x	x	x					
8WH3 000-6AF...												x	x		
8WH3 000-6CF...												x	x		
8WH3 020...E...								x							
8WH3 1...-2...E...								x	x	x					
8WH3 1...-2...F...												x	x		
8WH3 1...-3...E...								x	x	x					
8WH3 1...-3...F...												x	x		
8WH4 00...-0...F...								x	x	x					
8WH4 00...-0...G...												x	x		
8WH4 00...-0...H...															x
8WH4 001...F...									x	x					
8WH5 00...-0...F...								x	x	x					
8WH5 10...F...								x	x	x					
8WH5 100...KG...												x	x		
8WH5 103-6...F...								x	x	x					
8WH5 12...MF...								x							
8WH9 040-1AB...								x							
8WH9 040-1BB...								x							
8WH9 040-1CB...								x							
8WH9 040-1DB...								x							
8WH9 040-1EB...								x							
8WH9 040-1FB...								x							
8WH9 050-0AB...															
8WH9 050-0LB...								x							
8WH9 050-1KB...												x			
8WH9 050-1LB...												x			
8WH9 050-1MB...												x			
8WH9 150-OCA00					x	x									

Beckhoff

	MF-W 5/5 mini	ESG 8/11	MF 5/10
I/O modules	x	x	x

Adels

	MF 5/7,5
RKV Transformer terminal	x

Individual mounting is required if the terminal pitch is larger than the marker.

Cross-reference table

Allen-Bradley

	MF-WO 5/5	MF-WO 9/5	MF-WO 12/5	MF-WO 9/6	MF-WO 12/6	DEK 5/3,5	DEK 5/5	DEK 5/6	DEK 5/8	WS 12/3,5	WS 8/5	WS 10/5	WS 10/5 m.	WS 12/5	WS 15/5	WS 10/6	WS 10/6 m.	WS 12/6	WS 12/6,5	WS 12/6,5	ZS 10/5	ZS 12/6	ZS 15/5
1492-J10...							X													X			
1492-J16...							X													X			
1492-J2Q...							X							X									
1492-J3...							X							X									
1492-J35...							X													X			
1492-J3F...							X							X									
1492-J3P...							X							X									
1492-J3PTP...							X							X									
1492-J3TW...							X							X									
1492-J4...								X											X				
1492-J4M...								X											X				
1492-J50...							X													X			
1492-J6...									X											X			
1492-J70...							X													X			
1492-JC3...							X							X									
1492-JD3...							X					X											
1492-JD3C...							X				X												
1492-JD3DF...							X				X												
1492-JD3DR...							X				X												
1492-JD3F...							X				X												
1492-JD3P...							X						X										
1492-JD3PSS...							X						X										
1492-JD3PSSTP							X						X										
1492-JD3PTP...							X						X										
1492-JD3RB...							X				X												
1492-JD3RC001							X				X												
1492-JD3SS...							X				X												
1492-JDC3...							X																
1492-JDG3...							X				X												
1492-JDG3C...							X				X												
1492-JDG3P...							X						X										
1492-JDG3PSS...							X						X										
1492-JDG3PSSTP							X						X										
1492-JDG3PTP...							X						X										
1492-JG10...									X												X		
1492-JG16...									X												X		
1492-JG2Q...							X							X									
1492-JG3...							X							X									
1492-JG35...									X												X		
1492-JG3TW...							X							X									
1492-JG4...								X												X			
1492-JG50...									X												X		
1492-JG6...									X												X		
1492-JG70...									X												X		
1492-JKD3...							X							X									
1492-JKD3TP...							X							X									
1492-JPO...								X											X				
1492-JTC3...							X							X									
1492-K2...													X										
1492-K3...																		X					
1492-KG2...													X										
1492-KG3...																		X					
1492-KW2...													X										
1492-KW3...																		X					
1492-L10...									X										X				X
1492-L16...									X											X			X
1492-L16D...									X											X			X
1492-L2...						X				X													
1492-L2Q...						X				X													
1492-L2T...						X				X													
1492-L3...							X					X										X	
1492-L35...									X											X			X
1492-L3P...							X					X											
1492-L3Q...							X					X										X	
1492-L3QS...							X					X											
1492-L3T...							X					X										X	
1492-L4...								X								X							X
1492-L4Q...								X								X							X
1492-L4T...								X								X							X
1492-L6...									X									X					X
1492-L6T...									X									X					X
1492-LC3...							X					X											
1492-LD2...						X				X													
1492-LD2C...						X				X													
1492-LD3...							X					X											
1492-LD3C...							X					X											
1492-LD4...								X										X					
1492-LD4C...								X										X					

The markers must be mounted individually when the terminal pitch is larger than 6 mm.

Allen-Bradley

	MF-WO 5/5	MF-WO 9/5	MF-WO 12/5	MF-WO 9/6	MF-WO 12/6	DEK 5/3,5	DEK 5/5	DEK 5/6	DEK 5/8	WS 12/3,5	WS 8/5	WS 10/5	WS 10/5 m.	WS 12/5	WS 15/5	WS 10/6	WS 10/6 m.	WS 12/6	WS 12/6,5	WS 12/6,5	ZS 10/5	ZS 12/6	ZS 15/5
1492-LD4DF...								X								X							
1492-LD4DR...								X								X							
1492-LD4RB...								X								X							
1492-LD4SS...								X								X							
1492-LDAG3...							X				X					X							
1492-LDC3...							X				X					X							
1492-LDG2...						X				X						X							
1492-LDG3...							X					X				X							
1492-LDG3P...							X					X				X							
1492-LDG4...								X								X							
1492-LG10...									X									X					X
1492-LG16...									X									X					X
1492-LG2...						X				X										X			
1492-LG3...							X					X											X
1492-LG35...									X			X											X
1492-LG4...								X								X				X			X
1492-LG6...									X									X					X
1492-LKD3...							X				X												
1492-LM3...							X				X											X	
1492-LM3Q...							X				X											X	
1492-LMG3...							X				X											X	
1492-LMJ3...							X						X			X						X	
1492-LMJG3...							X						X									X	
1492-LMP3...							X				X											X	
1492-LMP3Q...							X				X											X	
1492-LS...							X					X										X	
1492-LTF3...							X						X									X	
1492-W16S...					X									X									
1492-W3...			X																				
1492-W4...				X																			
1492-W4TW...				X																			
1492-W6...					X																		
1492-WFB4			X	X																			
1492-WG10S...					X																		
1492-WG16S...					X																		
1492-WG4...					X																		
1492-WG6...					X																		
1492-WM3...	X																						
1492-WM4...				X																			
1492-WMD...	X																						
1492-WMG...				X																			
1492-WR3...		X																					
1492-WTF3...		X																					
1492-WTS3...		X																					

Télemecanique

	MF 8/5	MF 10/5	MF 12/5	MF 10/6		MF 8/5	MF 10/5	MF 12/5	MF 10/6
AB1 AA135U...	X	X	X						
AB1 AA235U...				X					X
AB1 AATP135U...	X	X	X						X
AB1 AATP235U...					X				X
AB1 AASC...				X					X
AB1 AASF...					X				X
AB1 AAET135UGR	X	X	X						X
AB1 AAET235...				X					X
AB1 RR235U...	X	X	X						X
AB1 RR435U...					X				X
AB1 RR635U2					X				X
AB1 RR1035U2					X				X
AB1 RR1635U2					X				X
AB1 RRTP235U...	X	X	X						X
AB1 RRTP435U...					X				X
AB1 RRTP635U2					X				X
AB1 RRTP1035U2					X				X
AB1 RRTP1635U2					X				X
AB1 RRSC435UGR					X				X
AB1 RRSF435U					X				X
AB1 RRET...	X	X	X						X
AB1 WV235U	X	X	X						X
AB1 WV435U									X
AB1 WV635U									X
AB1 WVN...									X
AB1 TP...									X
AB1 SC435U									X
AB1 FUSE435U									X
AB1 SF435U									X
AB1 D11435U									X
AB1 F...									X
AB1 E...									X
AB1 D...									X
AB1 TR...									X
AB1 NEN...									X
AB1 BB...									X
AB1 BC...									X
AB1 WV215		X	X	X					X
AB1 WV415									X
AB1 TP215									X
AB1 BV10235U									X
AB1 DV10235U									X
AB1 BCP20235U									X

The markers must be mounted individually when the terminal pitch is larger than 6 mm.

Cross-reference table

Terminal markers

B

Woertz

	MF-WO 5/5	MF-WO 9/5	MF-WO 12/5	MF-WO 9/6	MF-WO 12/6		MF-WO 5/5	MF-WO 9/5	MF-WO 12/5	MF-WO 9/6	MF-WO 12/6		MF 8/5	MF 10/5	MF 10/6
2711...	X					30973...		X				393 03			X
2759...	X					45124...	X					393 04			X
2760...	X					45136...	X					393 05			X
3410...					X	45140...	X					393 07			X
3424...					X	45148...	X					393 60	X	X	
3426...					X	45156...	X					393 61			X
3427...					X	45163...	X					393 62			X
3428...					X	45165...	X					393 64			X
3429...					X	45170...	X					393 66			X
3430...				X		45179...	X					393 68			X
3436/4...					X	45200...	X					393 70			X
3436...					X	45217...	X					393 71	X	X	
3436/10...					X	45218...	X					393 72			X
3437...					X	45219...	X					393 73			X
3438...					X	45220...	X					393 74			X
3440...					X	45235...	X					393 76			X
3450...					X	45305T...	X					393 78			X
3452...					X	45306T...	X					393 81			X
3452/10...					X	45307T...	X					393 82			X
3452/16...					X	45308T...	X					394 00			X
3472...					X	45309T...	X					394 02			X
3473...					X	45310T...	X					396 01	X	X	
3477...					X	45311T...	X					396 02	X	X	
30003...					X	45312T...	X					396 03	X	X	
30005...					X	45313T...	X					396 04			X
30008...					X	45314T...	X					396 11	X	X	
30009...					X	45315T...	X					396 12	X	X	
30041...					X	45316T...	X					396 13	X	X	
30123...					X	45323T...	X					396 14			X
30124...					X	45329T...	X					396 21	X	X	
30125...					X	45372T...	X					396 24			X
30127...					X	45373T...	X					396 23	X	X	
30128...					X	45374T...	X								
30130...					X	45375T...	X								
30137...					X	45376T...	X								
30138...					X	45377T...	X								
30143...					X	45378T...	X								
30146...					X	45385T...	X								
30150...		X				45387T...	X								
30168...					X	45388T...	X								
30172...					X	45389T...	X								
30176...					X	45393T...	X								
30191...					X	45394T...	X								
30195...					X	45441T...	X								
30197...					X	45442T...	X								
30200...					X	45443T...	X								
30228...					X	45444T...	X								
30290...					X	45445T...	X								
30291...					X										
30400...	X														
30403...	X														
30430...				X											
30431...				X											
30432...				X											
30544/4...					X										
30544/6...					X										
30544/10...					X										
30544/16...					X										
30550...					X										
30800...					X										
30810...		X				390 60									
30840...					X	390 61									X
30841...					X	390 62									X
30842...					X	390 64									X
30843...					X	390 66									X
30844...					X	390 68									X
30860...		X				390 70									X
30870...		X				390 77		X	X						X
30880...		X				390 78									X
30890...				X		390 76									X
30891...				X		390 80									X
30902...				X		390 81									X
30903...		X				390 84									X
30904...				X		390 85									X
30930...				X		390 86									X
30950...				X		393 00		X	X						X
30951...				X		393 01									X
30952...				X		393 02									X

Legrand

	MF 8/5	MF 10/5	MF 10/6
390 60	X	X	
390 61			X
390 62			X
390 64			X
390 66			X
390 68			X
390 70			X
390 77	X	X	
390 78			X
390 76			X
390 80			X
390 81			X
390 84			X
390 85			X
390 86			X
393 00	X	X	
393 01			X
393 02			X

Festo

	MFF 10/6	MFF 9/4	ESG 10/17	ESG 9/20	ESG-M 8/20	ESG-M 9/17
CPE	X					
MZBH	X					
MOZBH	X					
MEBH	X					
MOEBH	X					
JMN2H, MN2H						X
JMN2H, MN1H				X		
JMT2H/MT2H-...-4,0				X		
JMT2H, MT2H-...-7,0			X			
MVH, MOVH, MDH, MODH				X		
MHA1, MHP1		X				
CPV10/14	X					
CPV18				X		
CP-E16	X					
CP-A08	X					
MV-BZ Typ 02				X		
KMYZ	X					
Pneumatic elements and valve clusters					X	

Murr

	ESG-M 9/17	ESG-M 8/20	ESG 9/20	MF 10/5	MF 12/5
MASI	X				
MVP	X				
Cube67		X			
M8 distributor				X	
MVK		X			
Optocoupler					X
Miro-Series					X

Terminal marker WAD

Terminal marker WAD

- Top-quality and resistant printing with PrintJet printer
- WAD marker and cover for the terminals of the W-series and end brackets WEW 35/2 and ZEW 35/2
- Available as neutral marker, custom printing or with lightning flash
- Fast and easy assembling



The WAD-type markers can be printed by PrintJet printer. Colour printing with the PrintJet PRO, in particular, enables terminal strips to be labeled in a variety of noticeable manners.



Technical data

Material	Polyamide PA 66
Temperature range	-40° ... +100 °C
Flammability rating	V2 according to UL 94
Suitable for	Feed-through terminal WDU 2.5, WDU 4, WDU 6 and WDU 10 End bracket WEW 35/2 and ZEW 35/2
Printable with	PrintJet and PrintJet PRO
Not printable with	SMark Laser and Plotter

Ordering data

Type	Colour	Qty.	Order No.
WAD 5 MC NE WS	white	48	1112910000
WAD 5 MC NE GE	yellow	48	1112920000
WAD 8 MC NE WS	white	48	1112940000
WAD 8 MC NE GE	yellow	48	1112950000
With lightning flash			
WAD 5 MC B GE/SW	yellow	48	1120450000
WAD 8 MC B GE/SW	yellow	48	1120470000
Custom printing			
WAD 5 MC SDR		12	1112930000
WAD 8 MC SDR		12	1112970000



Snap Mark

Technical specification

Material	Polyamide 66
UL 94 flammability rating	V2
Min. temperature, continuous	-40 °C
Max. temperature, continuous	100 °C
Material colour	white

Accessories

This tag holder is specially conceived for the IDK 1.5N two-tier terminal of the I-series. The flexible hinge mechanism allows cross-connections to be connected or disconnected at little effort. It can be fitted with four DEK 5 tags or two WS 10/5 Middle connector markers.

Ordering data

Type	Length	Width	Qty	Order No.
Snap Mark I	23 mm	5 mm	50	1805880000

Type	Length	Width	Qty	Order No.
DEK 5/5 MC	5 mm	5 mm	1000	1609801044
WS 10/5 MC middle	10 mm	5 mm	720	1792000000



BZT1 / BZT2

Technical specification

Material	Polyamide
UL 94 flammability rating	V2
Min. temperature, continuous	-40 °C
Max. temperature, continuous	100 °C
Material colour	beige

Accessories

The BZT tag carrier makes possible the clear labelling of the ZDU 2.5/4/6 and ZDUA terminal families. The BZT is used with the WS 10/5 terminal markers. By creating blocks of tag carriers, the ZA version offers the maximum stability.

Ordering data

Type	Length	Width	Qty	Order No.
BZT 1	8 mm	5 mm	100	1805490000
BZT 1 ZA	8 mm	5 mm	100	1805520000
BZT 2	12 mm	5 mm	100	1805480000
BZT 2 ZA	12 mm	5 mm	100	1805530000

Type	Length	Width	Qty	Order No.
WS 10/5 MC	10 mm	5 mm	720	1635000000

Tag carrier



SchT 5 / SchT 5 S

Technical specification

Material	Polyamide 66
UL 94 flammability rating	V2
Min. temperature, continuous	-40 °C
Max. temperature, continuous	100 °C
Material colour	beige

The SCHT 5 & SCHT 5 S group marker carrier is clipped directly to the TS 32 DIN rail (G-rail) or the TS 35 DIN rail (top-hat rail). It is therefore possible to provide terminal strip labelling irrespective of the terminal and the type of terminal.

Ordering data

Type	Length	Width	Qty	Order No.
SCHT 5	44.5 mm	19.5 mm	20	0292460000
SCHT 5 S	44.5 mm	9.5 mm	20	1631930000

Accessories

Type	Length	Width	No. per sheet	Qty	Order No.
ESO 5 white	40 mm	16.5 mm	60	10	1607710000
ESO 5 yellow	40 mm	16.5 mm	60	10	1631350000
ESO 5P white	40 mm	16.5 mm	60	10	1670370000
ESO 5P yellow	40 mm	16.5 mm	60	10	1670380000
ESO 5 S white	40 mm	7 mm	140	10	1631920000
STR 5 F.SCHT 5	40 mm	16.5 mm	20	20	0294000000
STR 5 S. F.SCHT 5 S	40 mm	7 mm	20	20	1631940000
ELS 7/40 MC NE GE				40	1045650000
ELS 7/40 MC NE WS				40	1045640000
ELS 16/40 MC NE GE				40	1045630000
ELS 16/40 MC NE WS				40	1045620000



SCHT 7

Technical specification

Material	Polyamide 66
UL 94 flammability rating	V2
Min. temperature, continuous	-40 °C
Max. temperature, continuous	100 °C
Material colour	white

The SCHT 7 is a hinged group marker carrier for inlay tags which still allows easy access to the clamping screw. To equip with ESO 7, 4 tags of DEK 5/5 or 2 tags of WS 10/5 Middle.

Ordering data

Type	Length	Width	Qty	Order No.
SCHT 7	39.3 mm	8 mm	20	0517960000

Accessories

Type	Length	Width	No. per sheet	Qty	Order No.
DEK 5/5 MC	5 mm	5 mm		1000	1609801044
ESO 7 white	27 mm	6.3 mm	240	10	1607720000
ESO 7 yellow	27 mm	6.3 mm	240	10	1634780000
ESO 7P white	27 mm	6.3 mm	240	10	1670390000
ESO 7P yellow	27 mm	6.3 mm	240	10	1670400000
STR 7 SCHT 7	27 mm	6.3 mm	20	20	0515300000
WS 10/5 MC middle	10 mm	5 mm		720	1792000000



SCHT 9/4 / SCHT 14/6

Technical specification

Material	Polyamide 66
UL 94 flammability rating	V2
Min. temperature, continuous	-40 °C
Max. temperature, continuous	100 °C
Material colour	beige

Accessories

SchT 9/4 and SchT 14/6 are hinged group tag holders for single dekafix and WS tags, allowing easy access to the clamping screws.

Ordering data

Type	Length	Width	Qty	Order No.
SCHT 14/6	44.3 mm	6 mm	20	1269060000
SCHT 9/4	32 mm	4 mm	20	1278460000

Type	Length	Width	Qty	Order No.
DEK 5/5 MC	5 mm	5 mm	1000	1609801044
WS 12/5 MC	12 mm	5 mm	720	1609860000



ELS insertion tag

Technical specification

Material	Polyamide PA 66
UL 94 flammability rating	V2
Min. temperature, continuous	-40 °C
Max. temperature, continuous	100 °C
Suitable for	ELS 6/30: WKM 8/30 (1631910000) and EM 8/30 (1806120000) ELS 7/40 : SchT5S (1631930000) ELS 16/40: SchT5 (0292460000) and WKM 18/43 (1610700000)

The ELS-type MultiCard marker can be printed on with PrintJet, plotter or SMark printer. Colour printing with the PrintJet PRO, in particular, enables cables and terminal strips to be labelled in a variety of noticeable manners.



Ordering data

Type	Colour	Qty.	Order No.
blank			
ELS 6/30 MC NE WS	white	80	1045570000
ELS 6/30 MC NE GE	yellow	80	1045580000
ELS 7/40 MC NE WS	white	40	1045640000
ELS 7/40 MC NE GE	yellow	40	1045650000
ELS 16/40 MC NE WS	white	40	1045620000
ELS 16/40 MC NE GE	yellow	40	1045630000
Custom printing			
ELS 6/30 MC SDR		16	1045660000
ELS 7/40 MC SDR		8	1045700000
ELS 16/40 MC SDR		8	1045690000

Tag carrier



EM 8/30

Technical specification

Material	Polypropylene
UL 94 flammability rating	HB
Min. temperature, continuous	-40 °C
Max. temperature, continuous	80 °C
Material colour	transparent

The EM 8/30 end bracket marker is suitable for labelling the WEW 35/2 and ZEW 35/2 end brackets as well as marker carrier for W-series terminals. The EM 8/30 can be fitted with the ESO 7 and ESO 7P inlay tags. The pocket guarantees that the labelling is well protected against environmental influences.

Ordering data

Type	Length	Width	Qty	Order No.
EM 8/30	30 mm	8 mm	50	1806120000

Accessories

Type	Length	Width	No. per sheet	Qty	Order No.
ESO 7 white	27 mm	6.3 mm	240	10	1607720000
ESO 7 yellow	27 mm	6.3 mm	240	10	1634780000
ESO 7P white	27 mm	6.3 mm	240	10	1670390000
ESO 7P yellow	27 mm	6.3 mm	240	10	1670400000



WGB 5 / WGB 8 / WAD

Technical specification

Material	Polyamide 66
UL 94 flammability rating	V2
Min. temperature, continuous	-40 °C
Max. temperature, continuous	100 °C

WGB group marker carrier for single dekafix and WS tags. The WGB also covers the cross-connection channels.

Blank WAD covers for labelling with STI pen, or a special printing for the W-series. Cross-connection channels are covered. Also available with lightning flash warning symbol to DIN 30600 (see page B.34).

Ordering data

Type	Length	Width	Material colour	Qty	Order No.
WGB 5	33.5 mm	5 mm	beige	50	1050760000
WGB 8	33.5 mm	7.7 mm	beige	50	1050960000
WAD 5	33.5 mm	5 mm	white	50	1056060000
WAD 5 lightning flash	33.5 mm	5 mm	yellow	50	1053460000
WAD 8	33.5 mm	8 mm	white	50	1056160000
WAD 8 lightning flash	33.5 mm	8 mm	yellow	50	1053560000
WAD 12	36.2 mm	12 mm	white	50	1056260000
WAD 12 lightning flash	36.2 mm	12 mm	yellow	50	1055960000
WAD 27	64 mm	27 mm	white	10	1062960000
WAD 27 lightning flash	64 mm	27 mm	yellow	10	1062860000

WAD Custom printing

Type	Length	Width	Material colour	Qty	Order No.
WAD 5	33.5 mm	5 mm	white	100	1790060000
WAD 8	33.5 mm	8 mm	white	50	1667700000

Accessories – WGB 5 / WGB 8

Type	Length	Width	Qty	Order No.
DEK 5/5 MC	5 mm	5 mm	1000	1609801044
DEK 5/30 MC	30 mm	5 mm	100	1951920000
DEK 5/30 MC SDR	5 mm	30 mm	40	1025680000
WS 12/5 MC	12 mm	5 mm	720	1609860000



ZGB 15 / ZGB 30

Technical specification

Material	Polyamide 66
UL 94 flammability rating	V2
Min. temperature, continuous	-40 °C
Max. temperature, continuous	100 °C
Material colour	white

Accessories

The ZGB 15 / ZGB 30 is a hinged marker carrier. The tag holder can be fitted with the dekafix 5, WS 12/5 connector markers or with the push-in tag ESO 15 / ESO 7.

Ordering data

Type	Length	Width	Qty	Order No.
ZGB 15	15 mm	7 mm	20	1636530000
ZGB 30	32 mm	7 mm	20	1611930000

Type	Length	Width	No. per sheet	Qty	Order No.
DEK 5/5 MC	5 mm	5 mm		1000	1609801044
DEK 5/30	30 mm	5 mm		100	1951920000
DEK 5/30 SDR	30 mm	5 mm		40	1025680000
ESO 7 white	27 mm	6.3 mm	240	10	1607720000
ESO 7 yellow	27 mm	6.3 mm	240	10	1634780000
ESO 7P white	27 mm	6.3 mm	240	10	1670390000
ESO 7P yellow	27 mm	6.3 mm	240	10	1670400000
ESO 15 white	15 mm	6 mm	120	1	1636510000
STR 7 SCHAT 7	27 mm	6.3 mm	20	20	0515300000
STR 15 ZGB 15	15 mm	6.3 mm	20	20	1636520000
WS 12/5 MC	12 mm	5 mm		720	1609860000

Wire and cable markers

Wire and cable markers	Introduction	C.2
	Overview	C.3
	SlimFix	C.4
	SlimFix Clip	C.6
	Inlay tags	C.8
	Transparent sleeves	C.10
	TwinMark	C.14
	WriteOn	C.17
	CableLine® – Introduction	C.18
	CableLine® – Blank markers	C.20
	CableLine® – Special print	C.23
	CableLine® – International colour code	C.26
	CableLine® – Closed wire markers	C.28
	CableLine® – Open wire markers	C.45
	CableLine® – Cable markers and holders	C.49
	CableLine® – Accessories	C.52
	Stainless steel markers	C.55
	Cable ties	C.58

Wire and cable markers



Weidmüller's range of wire and cable markers provides users with solutions for a wide variety of applications. The applications range from thin wires through to cables with large external diameters. Amongst others, the assortment includes combination systems with individual tags, transparent sleeves and markers that are fastened using cable ties.

Open and closed, printed or blank markers for individual printing are available.

Halogen-free and practically free of pollutants, Weidmüller's wire and cable markers comply with both European and inhouse standards of well-known system manufacturers. Systems are available for:

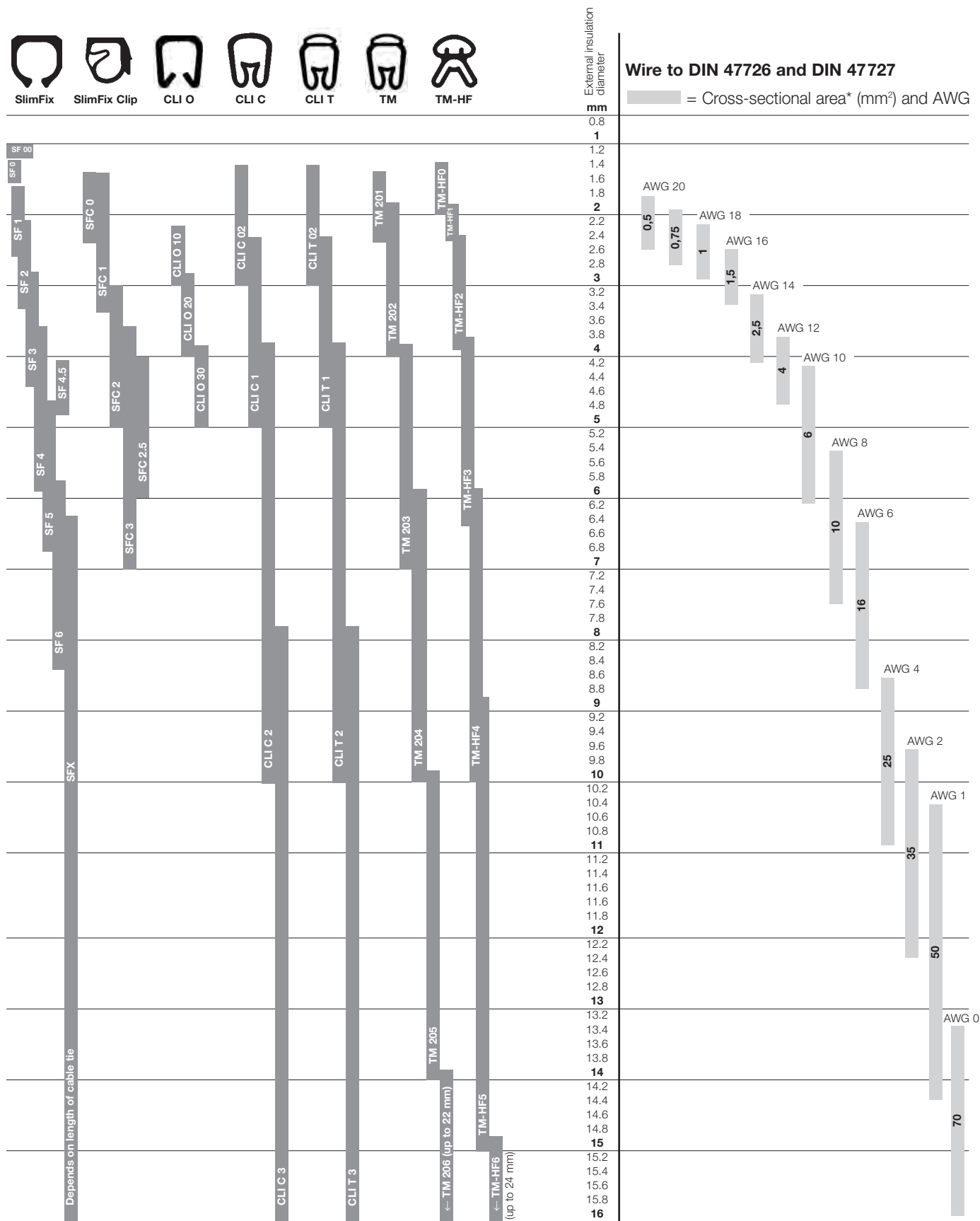
- Clip-on ready-to-use printed markers according to individual marking requirements
- Marking by digits from a standard set of characters
- Combination of individual pre-printed digits to form a character code
- Customer prints utilising one of the following options: SMark-Laser printer, PrintJet printer, laser printer, plotter, thermal transfer, Matrix printer or pen.

A sample selection is available in Weidmüller's sample bag of wire and cable markers: order no. **1640420000**.

Owing to the sheer number of possible applications and environmental influences such as moisture, radiation, gases or heat/cold to which the products can be exposed, Weidmüller accepts no liability for the suitability of products in all customer applications. Suitability tests for specific applications must therefore be carried out by the customer. However, Weidmüller will be happy to provide help and advice upon request.

Due to the different identification system available on the market, we wish to point out that Weidmüller does not guarantee industrial identification products if the Weidmüller components (markers – transparent sleeves – ink/toner/colour ink ribbons – printing systems) are combined with third-party products, unless Weidmüller has explicitly agreed for the purpose of an individual application.

Applications chart



Wire to DIN 47726 and DIN 47727

█ = Cross-sectional area* (mm²) and AWG

Depends on length of cable tie

* Non-binding reference values. Please take into consideration the external diameter of the insulation.

SlimFix


SlimFix

SlimFix are wire and cable markers featuring a space-saving design. The markers can also be attached to the wires after these have been installed. They are made from halogen-free material and fulfil V0/V2 flammability class requirements. SlimFix is an approved and listed marker for traffic engineering. Attaching even small markers is no problem when using the SF tool.

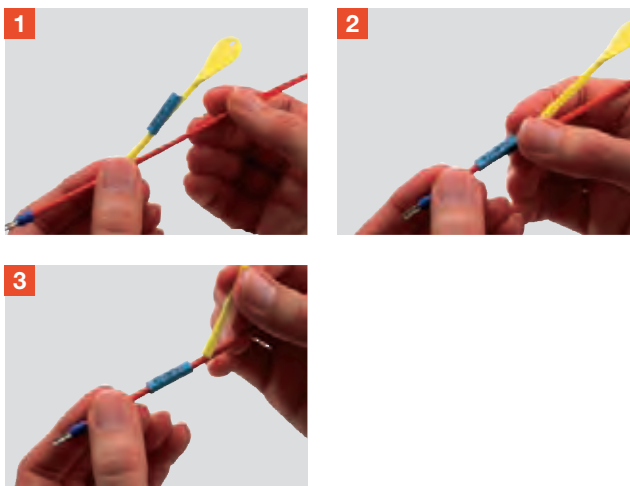
- Halogen-free material
- V0/V2 flammability class
- Approved and listed markers, includes traffic engineering
- Attach to conductor cross-sections greater than 16.0 mm² with cable ties
- Markers available in the proven MultiCard format
- Also available in flammability class V0. Contact Weidmüller for more information.



Simply slip on the marker...



...or use the special SF tool



SFX 10/23



SFX 14/23



SFX 9/24

Technical data

SF/SFX	
Material	Wemid / Polyamide
Flammability class to UL94	V0/V2
Temperature range	V0: -5 °C ... 120 °C/V2: -40 °C ... 100 °C
Possible printing systems	SMark-Laser, PrintJet, Plotter MCP Plus oder MC-Mobilo
Colour	Other colours on request
	<ul style="list-style-type: none"> <li style="width: 33%;">● brown <li style="width: 33%;">● red <li style="width: 33%;">● orange <li style="width: 33%;">● yellow, <li style="width: 33%;">● green <li style="width: 33%;">● blue <li style="width: 33%;">● violet <li style="width: 33%;">● grey <li style="width: 33%;">○ white
Notes on mounting	SF: Slide onto unconnected wires; attach to connected wires using SlimFix tool SFX: Attach using cable ties

Ordering data

Minimum order quantity	1 pack
Special printing	Specify special printing and colours per diskette, Excel file or using the M-Print® PRO software.



SF - blank

SlimFix made from V2 material is a conductor and cable marker system with a space-saving design. The SF V2 made from halogen free material exhibits good mechanical and printing characteristics. Arial is the recommended font when using the PrintJet. The SF tool permits easy installation.

- halogen free material
- flammability rating V2
- SFX attached with cable ties (3.6 mm wide)

Ordering data


Technical specification

Material	Polyamide 66
UL 94 flammability rating	V2
Min. temperature, continuous	-40 °C
Max. temperature, continuous	100 °C

Selection table


Type	Cond. ext. Ø. (max.) mm	Cond. cross-section mm ²
SF 00	0.9 / 1.00 – 1.30	< 0.25
SF 0	1.20 – 1.60	0.25 – 0.50
SF 1	1.70 – 2.10	0.50 – 0.75
SF 2	2.20 – 2.90	0.75 – 1.50
SF 3	3.00 – 3.70	1.50 – 2.50
SF 4	3.60 – 6.00	2.50 – 4.00
SF 4.5	4.10 – 4.90	4.00 – 6.00
SF 5	4.80 – 7.40	6.00 – 10.00
SF 6	5.80 – 7.80	10.00 – 16.00
SFX	from 7.00	from 16.00

SFX only: max. width of cable tie = 3.60 mm

Type	Printing area	Length	Qty.	Order No. white	Order No. yellow	Order No. blue	Order No. red
SF 00/12	12x3.2 mm	12	400	1919290000	1919260000	1919270000	1919280000
SF 0/12	12x3.2 mm	12	400	1919240000	1919210000	1919220000	1919230000
SF 1/12	12x3.2 mm	12	400	1919390000	1919340000	1919360000	1919320000
SF 2/12	12x3.6 mm	12	400	1919490000	1919470000	1919480000	1919460000
SF 3/12	12x4.6 mm	12	320	1919540000	1919520000	1919550000	1919530000
SF 4/12	12x5.7 mm	12	128	1919600000	1919580000	1919590000	1919570000
SF 5/12	12x7.4 mm	12	160	1919650000	1919620000	1919630000	1919640000
SF 00/21	21x3.2 mm	21	400	1918580000	1918560000	1918590000	1918570000
SF 0/21	21x3.2 mm	21	400	1918500000	1918480000	1918510000	1918490000
SF 1/21	21x3.2 mm	21	400	1918630000	1918610000	1918620000	1918600000
SF 2/21	21x3.6 mm	21	400	1918690000	1918660000	1918700000	1918670000
SF 3/21	21x4.6 mm	21	320	1918910000	1918890000	1918920000	1918900000
SF 4/21	21x5.7 mm	21	192	1919080000	1919060000	1919090000	1919070000
SF 4,5/21	21x7.4 mm	21	96	1919020000	1919000000	1919030000	1919010000
SF 5/21	21x7.4 mm	21	160	1919140000	1919120000	1919150000	1919130000
SF 6/21	21x8.4 mm	21	160	1919190000	1919170000	1919200000	1919180000
SFX 10/23	23x5 mm	23	160	1852390000	1852360000	1852400000	1852370000
SFX 14/23	23x8.2 mm	23	160	1852440000	1852410000	1852450000	1852420000
SFX 9/24	23.9x9 mm	24	160	1852490000	1852460000	1852500000	1852470000
SFX 11/60	11x44 mm	60	60	1860120000	1860150000	1051870000	1963650000
SFX 30/60* 	30x45 mm	60	30	1083230000	1083240000		

* Order No. for colour grey: 1083250000

SF - Custom printing

Type	Printing area	Length	Qty.	Order No.
SF 00/12	12x3.2 mm	12	80	1919300000
SF 0/12	12x3.2 mm	12	80	1919250000
SF 1/12	12x3.2 mm	12	80	1919420000
SF 2/12	12x3.6 mm	12	80	1919500000
SF 3/12	12x4.6 mm	12	64	1919510000
SF 4/12	12x5.7 mm	12	32	1919610000
SF 5/12	12x7.4 mm	12	32	1919660000
SF 00/21	21x3.2 mm	21	80	1918530000
SF 0/21	21x3.2 mm	21	80	1918470000
SF 1/21	21x3.2 mm	21	80	1918640000
SF 2/21	21x3.6 mm	21	80	1918650000
SF 3/21	21x4.6 mm	21	64	1918880000
SF 4/21	21x5.7 mm	21	48	1919050000
SF 4,5/21	21x7.4 mm	21	32	1918990000
SF 5/21	21x7.4 mm	21	32	1919110000
SF 6/21	21x8.4 mm	21	32	1919160000
SFX 10/23	23x5 mm	23	32	1852380000
SFX 14/23	23x8.2 mm	24	32	1852430000
SFX 9/24	23.9x9 mm	24	32	1852480000
SFX 11/60	11x44 mm	60	12	1860140000
SFX 30/60 	30x45 mm	60	30	1083260000


SF - accessory

Type	Qty.	Order No.
SF-Tool 00-6	10	1950820000
SF-Tool 1	10	1782970000
SF-Tool 2-3	10	1782960000
SF-Tool 4-5	10	1782980000
SF-Tool-Sortiment	1	1770080000

SlimFix Clip

The SlimFix Clip combines two advantages in one: its unique closure mechanism offers the reliability of a closed marker with ease of attaching an open marker. The Clip closure mechanism also allows quick, no fuss attachment of the markers after the wires have been installed. SlimFix Clip markers are suitable for wires and cables with external diameters up to 5 mm. Long sequences of characters are possible on the large marking surface – up to 30 mm.

- Halogen free, flammability class V2 material
- Rapid attachment without tools
- Five sizes for wire cross-sections from 0.5 – 10.0 mm²
- Available in lengths of 12, 21 and 30 mm
- Markers available in the proven MultiCard format
- Additional marking surface for precise assignment to projects
- Custom-printed markers supplied to your specifications
- Printing on the SFC 3 is not possible with the SMark Laser.
- Accessory plates must be used when printing on the SFC 2.5 and SFC 3 with the MCP Plus, MCP Basic and MC Mobilo (see right).



Technical data

Material	Polyamide 66, halogen-free
UL 94 flammability rating	V2
Temperature range	-40 °C to 100 °C

SFC 2.5 printing

MCP Plus / MCP Basic	Order No.
AP SF 4-6	1924310000
MC Mobilo	Order No.
AP SF 4-6	1924310000

SFC 3 printing

MCP Plus / MCP Basic	Order No.
AP SF 4-6	1924310000
Inlay SFC 3	1058090000
MC Mobilo	Order No.
AP SF 4-6	1802180000
Inlay SFC 3	1058090000

Ordering data

Type	Wire, ext. ø	Wire cross-section
SFC 0	1.5 - 2.5 mm	0.5 - 1.0 mm ²
SFC 1	2.0 - 3.5 mm	0.75 - 2.5 mm ²
SFC 2	2.5 - 5.0 mm	2.5 - 4.0 mm ²
SFC 2,5	4.0 - 6.0 mm	4.0 - 10 mm ²
SFC 3	3.5 - 7.0 mm	4.0 - 10 mm ²
Colour	Available in all colours of the international colour code; for MC on request	
	● brown	● orange
	● violet	● grey
		● green
Special printing	Specify special printing and colours per diskette, Excel file or using the M-Print® PRO software.	
Minimum order quantity	1 pack	



SFC - blank

Technical specification

Material	Polyamide
UL 94 flammability rating	V2
Min. temperature, continuous	-40 °C
Max. temperature, continuous	100 °C

Ordering data

Type	Printing area	Length	Qty.	Order No. white	Order No. yellow	Order No. blue	Order No. red
SFC 0/12	12x4.1 mm	12	200	1813130000	1813160000	1813170000	1813150000
SFC 1/12	12x4.1 mm	12	200	1747320001	1747320004	1747320002	1747320003
SFC 2/12	12x5.8 mm	12	120	1758320001	1758320004	1758320002	1758320003
SFC 2.5/12	12x5.8 mm	12	120	1062000000	1062010000	1062030000	1062020000
SFC 3/12	12x5 mm	12	80	1025220000	1025230000	1025250000	1025240000
SFC 0/21	21x4.1 mm	21	200	1813190000	1813210000	1813220000	1813200000
SFC 1/21	21x4.1 mm	21	200	1779080001	1779080004	1779080002	1779080003
SFC 2/21	21x5.8 mm	21	120	1805810000	1805780000	1805770000	1805790000
SFC 2.5/21	21x5.8 mm	21	120	1062050000	1062070000	1062090000	1062080000
SFC 3/21	21x5 mm	21	80	1025260000	1025270000	1025300000	1025290000
SFC 0/30	30x4.1 mm	30	150	1813240000	1813260000	1813270000	1813250000
SFC 1/30	30x4.1 mm	30	150	1805760000	1805730000	1805720000	1805740000
SFC 2/30	30x5.8 mm	30	90	1805870000	1805830000	1805820000	1805850000
SFC 3/30	30x5 mm	30	60	1025310000	1025320000	1025340000	1025330000

SFC - Custom printing


Type	Printing area	Length	Qty.	Order No.
SFC 0/12	12x4.1 mm	12	40	1813180000
SFC 1/12	12x4.1 mm	12	40	1752720000
SFC 2/12	12x5.8 mm	12	24	1763480000
SFC 2.5/12	12x5.8 mm	12	24	1062040000
SFC 3/12	12x5 mm	12	16	1025550000
SFC 0/21	21x4.1 mm	21	40	1813230000
SFC 1/21	21x4.1 mm	21	40	1779090000
SFC 2/21	21x5.8 mm	21	24	1805800000
SFC 2.5/21	21x5.8 mm	21	24	1062110000
SFC 3/21	21x5 mm	21	16	1025560000
SFC 0/30	30x4.1 mm	30	30	1813280000
SFC 1/30	30x4.1 mm	30	30	1805750000
SFC 2/30	30x5.8 mm	30	18	1805860000
SFC 3/30	30x5 mm	30	12	1025570000

Inlay tags

TM-I

The special profile of the TM-I results in easy installation and secure marking. TM-I tags are compatible with many of the sleeves available on the market. Their MultiCard format means quick and convenient printing with the SMark-Laser, PrintJet, MCP Plus Plotter, MC-Mobilo or STI-S pen systems. Thanks to the project name panels on the MultiCards, the tags are easy to separate and mount. TM-I is an acknowledged and accredited marker for traffic engineering applications. Five different tag lengths are available for individual labelling with long character strings.

- Easily separated and mounted thanks to the project name panels
- Acknowledged and accredited marker for traffic engineering
- Fitting the sleeves first and inserting the labels later adds up to maximum flexibility
- Not suited for labelling with P-Ink or STI-S pen in connection with CLI T sleeves



Technical data

Material	Polyamide 66, halogen-free
UL 94 flammability rating	V2
Temperature range	-40 °C to 100 °C
Printing	black

Ordering data

Colour	Other colours on request
<ul style="list-style-type: none"> ● brown ● yellow ● violet 	<ul style="list-style-type: none"> ● red ● green ● grey
Special printing	<ul style="list-style-type: none"> ● orange ● blue ○ white
Minimum order quantity	Specify special printing and colours per diskette, Excel file or using the M-Print® PRO software.
	1 pack



TM-I blank

Technical specification

Material	Polyamide 66
UL 94 flammability rating	V2
Min. temperature, continuous	-40 °C
Max. temperature, continuous	100 °C

Ordering data

Type	Length	Width	Material colour	Qty	Order No.
TM-I 12 BLANK WS	12 mm	4 mm	white	320	1718411044
TM-I 12 BLANK GE	12 mm	4 mm	yellow	320	1718411687
TM-I 12 BLANK BL	12 mm	4 mm	Blue	320	1718411693
TM-I 12 BLANK RT	12 mm	4 mm	red	320	1718411686
TM-I 12 BLANK GN	12 mm	4 mm	green	320	1718411688
TM-I 15 BLANK RT	15 mm	4 mm	white	400	1609981044
TM-I 15 BLANK BL	15 mm	4 mm	yellow	400	1609981687
TM-I 15 NEUTRAL	15 mm	4 mm	Blue	400	1609981693
TM-I 15 BLANK GN	15 mm	4 mm	red	400	1609981686
TM-I 15 BLANK GE	15 mm	4 mm	green	400	1609981688
TM-I 18 BLANK WS	18 mm	4 mm	white	320	1718431044
TM-I 18 BLANK GE	18 mm	4 mm	yellow	320	1718431687
TM-I 18 BLANK BL	18 mm	4 mm	Blue	320	1718431693
TM-I 18 BLANK RT	18 mm	4 mm	red	320	1718431686
TM-I 18 BLANK GN	18 mm	4 mm	green	320	1718431688
TM-I 20 BLANK RT	20 mm	4 mm	white	400	1680411044
TM-I 20 BLANK BL	20 mm	4 mm	yellow	400	1680411687
TM-I 20 NEUTRAL	20 mm	4 mm	Blue	400	1680411693
TM-I 20 BLANK GN	20 mm	4 mm	red	400	1680411686
TM-I 20 BLANK GE	20 mm	4 mm	green	400	1680411688
TM-I 30 MC BLANK WS	30 mm	4 mm	white	300	1876390000
TM-I 30 MC BLANK GE	30 mm	4 mm	yellow	300	1876370000
TM-I 30 MC BLANK BL	30 mm	4 mm	Blue	300	1876400000
TM-I 30 MC BLANK RT	30 mm	4 mm	red	300	1876380000

TM-I Custom printing

Technical specification

Material	Polyamide 66
UL 94 flammability rating	V2
Min. temperature, continuous	-40 °C
Max. temperature, continuous	100 °C
Material colour	To customer specification

Type	Length	Width	Qty	Order No.
TM-I 12 CUSTOM PRINT	12 mm	4 mm	64	1718420000
TM-I 15 CUSTOM PRINT	15 mm	4 mm	80	1609990000
TM-I 18 CUSTOM PRINT	18 mm	4 mm	64	1718440000
TM-I 20 CUSTOM PRINT	20 mm	4 mm	80	1680420000
TM-I 30 MC CUSTOM PRINT	30 mm	4 mm	60	1876320000



CLI F inlay tags

Technical specification

Material	Polyester, PVC-free
UL 94 flammability rating	HB
Min. temperature, continuous	-30 °C
Max. temperature, continuous	120 °C
Material colour	white;yellow

CLI F inlay tags are made from a zero-halogen polyester material. The tags are supplied as an A4 sheet and are easy to separate thanks to the perforations. The ready-to-print material guarantees fast labelling with a laser printer or plotter.

- Suitable for CLI TM sleeves

Ordering data

Type	Length	Width	No. per sheet	Qty	Order No.
CLI F 1/20 WHITE/YELLOW	20 mm	4 mm	594	10	1600740000
CLI F 2/17.5 WHITE/YELLOW	17.5 mm	9 mm	352	10	1764050000

Transparent sleeves



TM/HF - sleeve

Technical specification

Material	Polyethylene LD
UL 94 flammability rating	HB
Min. temperature, continuous	-20 °C
Max. temperature, continuous	80 °C
Material colour	transparent

The TM/HF sleeve is free from halogens and essentially free from other hazardous substances. The sleeves are fitted with the TM-I 12 or TM-I 18. They are suitable for a wide range of cables and conductors. This system has proved particularly beneficial in transport engineering. The slim design guarantees a firm attachment to the cable.

- halogen free,
- slim design guarantees firm attachment to cable.
- TMX 18 fixed with cable ties (3.6 mm wide)

Ordering data

Type	Length	Insulation O.D.	Cond. cross-section	Qty	Order No.
TM 0/12 HF/HB	12 mm	1.3-2.0 mm	0.22-0.5 mm ²	1000	1719760000
TM 0/18 HF/HB	18 mm	1.3-2.0 mm	0.22-0.5 mm ²	1000	1719770000
TM 1/12 HF/HB	12 mm	1.8-2.5 mm	0.5-1.5 mm ²	1000	1719780000
TM 1/18 HF/HB	18 mm	1.8-2.5 mm	0.5-1.5 mm ²	1000	1719790000
TM 2/12 HF/HB	12 mm	2.5-4.0 mm	0.75-2.5 mm ²	1000	1719800000
TM 2/18 HF/HB	18 mm	2.5-4.0 mm	0.75-2.5 mm ²	1000	1719810000
TM 3/12 HF/HB	12 mm	4.0-6.5 mm	2.5-6 mm ²	500	1719820000
TM 3/18 HF/HB	18 mm	4.0-6.5 mm	2.5-6 mm ²	500	1719830000
TM 4/12 HF/HB	12 mm	6.0-10.0 mm	10-35 mm ²	500	1719840000
TM 4/18 HF/HB	18 mm	6.0-10.0 mm	10-35 mm ²	500	1719850000
TM 5/12 HF/HB	12 mm	9.0-15.0 mm	25-70 mm ²	200	1719860000
TM 5/18 HF/HB	18 mm	9.0-15.0 mm	25-70 mm ²	200	1719870000
TM 6/12 HF/HB	12 mm	15.0-24.0 mm	35-150 mm ²	200	1719880000
TM 6/18 HF/HB	18 mm	15.0-24.0 mm	35-150 mm ²	200	1719890000
TMX 18 HF/HB	18 mm	10.0-317.0 mm	16-150 mm ²	500	1748820000



TM/HF - Twin - SLEEVE

Technical specification

Material	Polyethylene LD
UL 94 flammability rating	HB
Min. temperature, continuous	-20 °C
Max. temperature, continuous	80 °C
Material colour	transparent

The twin sleeves provide the option of marking a cable on both sides. The sleeves can be fitted with two TM-I 18 tags so that, for example, the input and output designations of a cable can be read off at one position. The transparent, halogen free sleeves can be used on cables with an outside diameter of 1.3 to 4.0 mm.

Ordering data

Type	Length	Insulation O.D.	Cond. cross-section	Qty	Order No.
TM 0/18 TWIN HF/HB	18 mm	1.3-2.6 mm	0.22-1.5 mm ²	500	1891810000
TM 1/18 TWIN HF/HB	18 mm	2.4-4.0 mm	1.5-2.5 mm ²	500	1891780000



CLI T sleeve

Technical specification

Material	PVC
UL 94 flammability rating	V0
Min. temperature, continuous	-30 °C
Max. temperature, continuous	80 °C
Material colour	transparent

CLI T connector markers are high-quality, transparent sleeves in different lengths for labelling cables with a cross-section of 0.2 mm² to 75 mm². The TM-I series is suitable as an inlay tag.

- Larger cross-section per sleeve,
- Large range of applications thanks to special bellows profile with spring effect,
- easy to insert the TM-I tag into the sleeve pocket before or after connecting the conductor,
- available in five lengths.
- Not suitable for labelling with P-Ink ink or with an STI-S pen.

Ordering data

Type	Length	Insulation O.D.	Cond. cross-section	Qty	Order No.
CLI T 02-12	12 mm	1.3-3.0 mm	0.22-1.5 mm ²	200	1764060000
CLI T 02-15	15 mm	1.3-3.0 mm	0.22-1.5 mm ²	200	1764070000
CLI T 02-18	18 mm	1.3-3.0 mm	0.22-1.5 mm ²	200	1764140000
CLI T 02-20	20 mm	1.3-3.0 mm	0.22-1.5 mm ²	200	1764150000
CLI T 02-30	30 mm	1.3-3.0 mm	0.22-1.5 mm ²	200	1889580000
CLI T 1-12	12 mm	2.5-5.0 mm	0.75-6 mm ²	200	1764190000
CLI T 1-15	15 mm	2.5-5.0 mm	0.75-6 mm ²	200	1764200000
CLI T 1-18	18 mm	2.5-5.0 mm	0.75-6 mm ²	200	1764210000
CLI T 1-20	20 mm	2.5-5.0 mm	0.75-6 mm ²	200	1764220000
CLI T 1-30	30 mm	2.5-5.0 mm	0.75-6 mm ²	200	1889560000
CLI T 2-12	12 mm	4.0-10.0 mm	4-35 mm ²	100	1764230000
CLI T 2-15	15 mm	4.0-10.0 mm	4-35 mm ²	100	1764240000
CLI T 2-18	18 mm	4.0-10.0 mm	4-35 mm ²	100	1764250000
CLI T 2-20	20 mm	4.0-10.0 mm	4-35 mm ²	100	1764260000
CLI T 2-30	30 mm	4.0-10.0 mm	4-35 mm ²	100	1889570000
CLI T 3-12	12 mm	8.0-16.0 mm	25-75 mm ²	100	1764270000
CLI T 3-15	15 mm	8.0-16.0 mm	25-75 mm ²	100	1764280000
CLI T 3-18	18 mm	8.0-16.0 mm	25-75 mm ²	100	1764290000
CLI T 3-20	20 mm	8.0-16.0 mm	25-75 mm ²	100	1764300000
CLI T 3-30	30 mm	8.0-16.0 mm	25-75 mm ²	100	1889550000



CLI TM

Technical specification

Material	PVC
UL 94 flammability rating	V0
Min. temperature, continuous	-30 °C
Max. temperature, continuous	60 °C
Material colour	transparent

CLI TM is the right sleeve for large conductor cross-sections. The transparent pocket on the sleeve protects the inlay tags against outside influences. The transparent CLI TM sleeve is fixed with cable ties. The marking is carried out with TM-I 18 and CLI F1 for CLI TM 10/33 or ESG 9/17 and CLI F2 for CLI TM 20/33. Both types of inlay tags make use of the established MultiCard format and can be easily printed with the SMark laser, PrintJet, MCP Plus plotter or MC-Mobilo. The CLI F 2/17.5 tag is suitable for the CLI TM 20/66.

- Secure attachment thanks to cable ties,
- Professional marking results with the Weidmüller labelling system for MultiCards

Ordering data

Type	Length	Width	Qty	Order No.
CLI TM 10-33	33 mm	6 mm	100	1763270000
CLI TM 20-33	33 mm	11.3 mm	100	1763280000
CLI TM 20-66	66 mm	11.3 mm	50	1763390000

Accessories

Technical specification

Type	Length	Width	No. per sheet	Qty	Order No.
CLI F 1/20 WHITE/YELLOW	20 mm	4 mm	594	10	1600740000
CLI F 2/17.5 WHITE/YELLOW	17.5 mm	9 mm	352	10	1764050000
TM-I 18 MC	18 mm	4 mm		320	1718431044
ESG 9/17 MC white	9 mm	17 mm		200	1724760000

Transparent sleeves



TM - sleeve

Technical specification

Material	PVC
UL 94 flammability rating	V0
Min. temperature, continuous	-50 °C
Max. temperature, continuous	80 °C
Material colour	transparent

The range of TM sleeves is comprehensive and permits almost universal use: from thin conductors to cables with a large outside diameter, a wide range of applications is covered. The sleeves protect the printed inlay tags against external influences. TM sleeves also permit flexible installation. They are available in five different lengths (12, 15, 18, 20, 30 mm) and 11 sizes - one tag type for all sleeves.

- optimum protection for printed inlay tags,
- large range of applications for conductors and cables,
- one tag type for all cross-sections.
- TMX 30 fixed with cable-ties (width 4.6 mm)

Ordering data

Type	Length	Insulation O.D.	Cond. cross-section	Qty	Order No.
TM 200/15 V0	15 mm	1.0-1.25 mm	0.22-1 mm ²	1000	1798650000
TM 201/12 V0	12 mm	1.5-2.5 mm	0.25-1.5 mm ²	1000	1798640000
TM 201/15 V0	15 mm	1.5-2.5 mm	0.25-1.5 mm ²	1000	1798620000
TM 201/18 V0	18 mm	1.5-2.5 mm	0.25-1.5 mm ²	1000	1798600000
TM 201/20 V0	20 mm	1.5-2.5 mm	0.25-1.5 mm ²	1000	1798580000
TM 201/30 V0	30 mm	1.5-2.5 mm	0.25-1.5 mm ²	500	1874850000
TM 202/12 V0	12 mm	2.0-4.0 mm	0.5-2.5 mm ²	1000	1798560000
TM 202/15 V0	15 mm	2.0-4.0 mm	0.5-2.5 mm ²	1000	1798540000
TM 202/18 V0	18 mm	2.0-4.0 mm	0.5-2.5 mm ²	1000	1798530000
TM 202/20 V0	20 mm	2.0-4.0 mm	0.5-2.5 mm ²	1000	1798520000
TM 202/30 V0	30 mm	2.0-4.0 mm	0.5-2.5 mm ²	500	1874760000
TM 203/12 V0	12 mm	4.0-7.0 mm	2.5-10 mm ²	500	1798510000
TM 203/15 V0	15 mm	4.0-7.0 mm	2.5-10 mm ²	500	1798490000
TM 203/18 V0	18 mm	4.0-7.0 mm	2.5-10 mm ²	500	1798480000
TM 203/20 V0	20 mm	4.0-7.0 mm	2.5-10 mm ²	500	1798470000
TM 203/30 V0	30 mm	4.0-7.0 mm	2.5-10 mm ²	200	1874770000
TM 204/12 V0	12 mm	6.0-10.0 mm	6-16 mm ²	500	1806180000
TM 204/15 V0	15 mm	6.0-10.0 mm	6-16 mm ²	500	1806240000
TM 204/18 V0	18 mm	6.0-10.0 mm	6-16 mm ²	500	1806300000
TM 204/20 V0	20 mm	6.0-10.0 mm	6-16 mm ²	500	1806360000
TM 204/30 V0	30 mm	6.0-10.0 mm	6-16 mm ²	200	1874780000
TM 205/12 V0	12 mm	10.0-14.0 mm	16-35 mm ²	200	1806190000
TM 205/15 V0	15 mm	10.0-14.0 mm	16-35 mm ²	200	1806250000
TM 205/18 V0	18 mm	10.0-14.0 mm	16-35 mm ²	200	1806310000
TM 205/20 V0	20 mm	10.0-14.0 mm	16-35 mm ²	200	1806370000
TM 205/30 V0	30 mm	10.0-14.0 mm	16-35 mm ²	200	1874790000
TM 206/12 V0	12 mm	14.0-22.0 mm	35-120 mm ²	200	1806200000
TM 206/15 V0	15 mm	14.0-22.0 mm	35-120 mm ²	200	1806260000
TM 206/18 V0	18 mm	14.0-22.0 mm	35-120 mm ²	200	1806320000
TM 206/20 V0	20 mm	14.0-22.0 mm	35-120 mm ²	200	1806380000
TM 206/30 V0	30 mm	14.0-22.0 mm	35-120 mm ²	100	1874800000
TM 207/12 V0	12 mm	22.0-30.0 mm	120-240 mm ²	50	1806210000
TM 207/15 V0	15 mm	22.0-30.0 mm	120-240 mm ²	50	1806270000
TM 207/18 V0	18 mm	22.0-30.0 mm	120-240 mm ²	50	1806330000
TM 207/20 V0	20 mm	22.0-30.0 mm	120-240 mm ²	50	1806390000
TM 207/30 V0	30 mm	22.0-30.0 mm	120-240 mm ²	50	1874820000
TM 208/12 V0	12 mm	30.0-35.0 mm	240-300 mm ²	50	1806220000
TM 208/15 V0	15 mm	30.0-35.0 mm	240-300 mm ²	50	1806280000
TM 208/18 V0	18 mm	30.0-35.0 mm	240-300 mm ²	50	1806340000
TM 208/20 V0	20 mm	30.0-35.0 mm	240-300 mm ²	50	1806400000
TM 208/30 V0	30 mm	30.0-35.0 mm	240-300 mm ²	50	1874830000
TM 209/12 V0	12 mm	35.0-40.0 mm	300-500 mm ²	50	1806230000
TM 209/15 V0	15 mm	35.0-40.0 mm	300-500 mm ²	50	1806290000
TM 209/18 V0	18 mm	35.0-40.0 mm	300-500 mm ²	50	1806350000
TM 209/20 V0	20 mm	35.0-40.0 mm	300-500 mm ²	50	1806410000
TM 209/30 V0	30 mm	35.0-40.0 mm	300-500 mm ²	50	1874720000
TMX 30 V0	30 mm	10.0-317.0 mm	16-150 mm ²	400	1866680000



WKM

Technical specification

Material	Polypropylene
UL 94 flammability rating	HB
Min. temperature, continuous	-40 °C
Max. temperature, continuous	80 °C
Material colour	transparent

Accessories

Technical specification

ESO...P	= Polyester
ESO	= Paper

WKM is a marker for tough conditions, with a secure fixing on conductor or cable. The transparent pocket guarantees reliable protection of the labelling against outside influences. The fixing with cable ties permits virtually any size of conductor or cable to be marked. The WKM can be marked in many different ways, e.g. laser printer, dot-matrix printer or the STI pen, on paper or polyester labels.

- A multitude of labelling options,
- Flexible installation with cable ties for virtually any cross-section.



Ordering data

Type	Length	Width	Qty	Order No.
WKM 8/20	20 mm	8 mm	50	1753490000
WKM 8/30	30 mm	8 mm	50	1631910000
WKM 18/43	43 mm	18 mm	50	1610700000

Type	Length	Width	No. per sheet	Qty	Order No.
ESO 5 white	40 mm	16.5 mm	60	10	1607710000
ESO 5 yellow	40 mm	16.5 mm	60	10	1631350000
ESO 5P white	40 mm	16.5 mm	60	10	1670370000
ESO 7 white	27 mm	6.3 mm	240	10	1607720000
ESO 5P yellow	40 mm	16.5 mm	60	10	1670380000
ESO 7 yellow	27 mm	6.3 mm	240	10	1634780000
ESO 7P white	27 mm	6.3 mm	240	10	1670390000
ESO 7P yellow	27 mm	6.3 mm	240	10	1670400000
ESG 7/20 Sirius white	7 mm	20 mm		200	1736181044
ESG 7/20 Sirius turquoise	7 mm	20 mm		200	1736181696
ESO 8/20 white	20 mm	7 mm	342	10	1919890000
ESO 8/20 yellow	20 mm	7 mm	342	10	1919900000
ESO 8/20P white	20 mm	7 mm	342	10	1919870000
ESO 8/20P yellow	20 mm	7 mm	342	10	1919880000



ELS insertion tag

Technical specification

Material	Polyamide PA 66
UL 94 flammability rating	V2
Min. temperature, continuous	-40 °C
Max. temperature, continuous	100 °C
Suitable for	ELS 6/30: WKM 8/30 (1631910000) ELS 16/40: WKM 18/43 (1610700000)

The ELS-type MultiCard marker can be printed on with PrintJet, plotter or SMark printer. Colour printing with the PrintJet PRO, in particular, enables cables and terminal strips to be labelled in a variety of noticeable manners.



Ordering data

Type	Colour	Qty.	Order No.
blank			
ELS 6/30 MC NE WS	white	80	1045570000
ELS 6/30 MC NE GE	yellow	80	1045580000
ELS 16/40 MC NE WS	white	40	1045620000
ELS 16/40 MC NE GE	yellow	40	1045630000
Custom printing			
ELS 6/30 MC SDR		16	1045660000
ELS 16/40 MC SDR		8	1045690000


TwinMark – markers as heat shrinkable sleeves

TwinMark is a heat shrinkable sleeve for labelling and insulating conductors and cables with 1.2 to 24 mm diameter. Double-sided printing is also possible. TwinMark is available in two versions: the standard version (supplied folded), and the zero-halogen variation (supplied on reel).

Simply peel off the flexible heat shrinkable sleeve from its backing material and then slip it over the conductor to achieve a firm, tailor-made fitting.

Advantages:

- Can be used in extremely confined spaces
- Double-sided printing for improved legibility
- Printed sleeve on endless backing
- Standard hot-air guns can be used for heat-shrinking



Technical data

	Halogen-free variant HSS-HF...
Material	Polyolefin, halogen-free according to VDE 0472-815
Temperature ranges	-40 °C ... +105 °C
Flammability	VDE 5510-2 drop-forming class ST2 EN 50343; Fed. STD-228, method 5221 ASTM-D 2671
Print durability	MIL-M-81531, MIL-STD-202, method 215J If printed with Weidmüller THM-Plus or THM TwinMark printer and ribbon R 83/300



Technical data

	Standard variant HSS...
Material	Polyolefin
Temperature ranges	-50 °C ... +120 °C
Material specification	MIL-DTL-23053/5C (class 1)
Flammability	VDE 5510-2 drop-forming class ST2 Fed. STD-228, Methode 5221, self-extinguishing within 60 seconds
Print durability	MIL-M-81531, MIL-STD-202, method 215J If printed with Weidmüller THM-Plus or THM TwinMark printer and ribbon WR 90/300



HSS-HF 50.8 mm

Technical data

Material	Polyolefin, halogen-free according to VDE 0472-815
Shrinkage rate	2:1

Selection table HSS-HF

Type	Suitable wire diameter	Suitable cond. cross-section ¹⁾
HSS-HF1/8"1.8-2.8	1.8 – 2.8 mm	0.5 – 1.5 mm ²
HSS-HF3/16"2.8-4.2	2.8 – 4.2 mm	1.5 – 4.0 mm ²
HSS-HF1/4"4.2-5.8	4.2 – 5.8 mm	4.0 – 10.0 mm ²
HSS-HF3/8"5.8-8.0	5.8 – 8.0 mm	10.0 – 16.0 mm ²
HSS-HF1/2"8.0-11.0	8.0 – 11.0 mm	25.0 – 35.0 mm ²
HSS-HF3/4"11.0-17.0	11.0 – 17.0 mm	35.0 – 70.0 mm ²
HSS-HF1"17.0-23.0	17.0 – 23.0 mm	70.0 – 120.0 mm ²

¹⁾ Depending on the insulation thickness

Ordering data

Type	Max. outside diameter	Colour	Qty.	Order No.
HSS-HF1/8"1.8-2.8/50Y	1/8" / 3.2 mm	yellow	5000	1961900000
HSS-HF3/16"2.8-4.2/50Y	3/16" / 4.8 mm	yellow	4000	1961910000
HSS-HF1/4"4.2-5.8/50Y	1/4" / 6.4 mm	yellow	2500	1961920000
HSS-HF3/8"5.8-8.0/50Y	3/8" / 9.5 mm	yellow	2000	1961930000
HSS-HF1/2"8.0-11.0/50Y	1/2" / 12.7 mm	yellow	1500	1961940000
HSS-HF3/4"11.0-17.0/50Y	3/4" / 19.0 mm	yellow	1250	1961950000
HSS-HF1"17.0-23.0/50Y	1" / 25.4 mm	yellow	750	1961960000

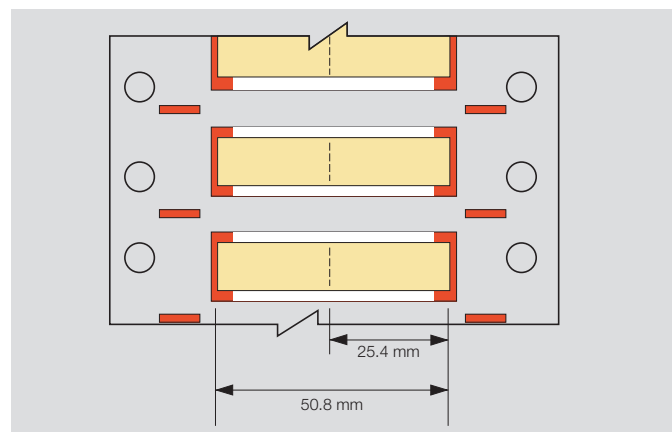
Note: for printing with the THM-Plus or THM TwinMark printer

HSS-HF 25.4 mm

Ordering data

Type	Max. outside diameter	Colour	Qty.	Order No.
HSS-HF1/8"1.8-2.8/25Y	1/8" / 3.2 mm	yellow	10000	1961970000
HSS-HF3/16"2.8-4.2/25Y	3/16" / 4.8 mm	yellow	8000	1961980000
HSS-HF1/4"4.2-5.8/25Y	1/4" / 6.4 mm	yellow	5000	1961990000
HSS-HF3/8"5.8-8.0/25Y	3/8" / 9.5 mm	yellow	4000	1962000000
HSS-HF1/2"8.0-11.0/25Y	1/2" / 12.7 mm	yellow	3000	1962010000
HSS-HF3/4"11.0-17.0/25Y	3/4" / 19.0 mm	yellow	2500	1962020000
HSS-HF1"17.0-23.0/25Y	1" / 25.4 mm	yellow	1500	1962030000

Note: for printing with the THM-Plus or THM TwinMark printer



Ordering information

HSS-HF 1/8" 1.2-2.8 / 50 Y

- Y = Yellow (W=White)
- 50.8 mm sleeve length (or 25.4 mm)
- suitable wire diameter 1.2 – 2.8 mm
- Max. outside diameter 1/8" (or 3.2 mm)
- HF = Halogen-free according to VDE 0472-815
- HSS = Heat shrinkable sleeve

TwinMark



HSS 50.8 mm

Technical data

Material	Polyolefin according to VDE 0472-815
Shrinkage rate	3:1 (1" size = 2:1)

Selection table HSS

Type	Suitable wire diameter	Suitable cond. cross-section ¹⁾
HSS1/8"1.2-2.8	1.2 – 2.8 mm	0.5 – 1.5 mm ²
HSS1/4"2.4-5.5	2.4 – 5.5 mm	1.5 – 6.0 mm ²
HSS3/8"3.2-8.1	3.2 – 8.1 mm	4.0 – 16.0 mm ²
HSS1/2"4.8-11.4	4.8 – 11.4 mm	10.0 – 35.0 mm ²
HSS1"11.4-24.1 ²⁾	11.4 – 24.1 mm	35.0 – 120.0 mm ²

¹⁾ Depending on the insulation thickness ²⁾ shrinkage rate 2:1

Ordering data

Type	Max. outside diameter	Colour	Qty.	Order No.
HSS1/8"1.2-2.8/50W	1/8" / 3.2 mm	white	500	1962040000
HSS3/16"1.6-3.8/50W n	3/16" / 4.8 mm	white	500	1029840000
HSS1/4"2.4-5.5/50W	1/4" / 6.4 mm	white	500	1962050000
HSS3/8"3.2-8.1/50W	3/8" / 9.5 mm	white	500	1962060000
HSS1/2"4.8-11.4/50W	1/2" / 12.7 mm	white	500	1962070000
HSS1"11.4-24.1/50W ²⁾	1" / 25.4 mm	white	500	1962080000
HSS1/8"1.2-2.8/50Y	1/8" / 3.2 mm	yellow	500	1962090000
HSS3/16"1.6-3.8/50Y n	3/16" / 4.8 mm	yellow	500	1029850000
HSS1/4"2.4-5.5/50Y	1/4" / 6.4 mm	yellow	500	1962100000
HSS3/8"3.2-8.1/50Y	3/8" / 9.5 mm	yellow	500	1962110000
HSS1/2"4.8-11.4/50Y	1/2" / 12.7 mm	yellow	500	1962120000
HSS1"11.4-24.1/50Y ²⁾	1" / 25.4 mm	yellow	500	1962130000

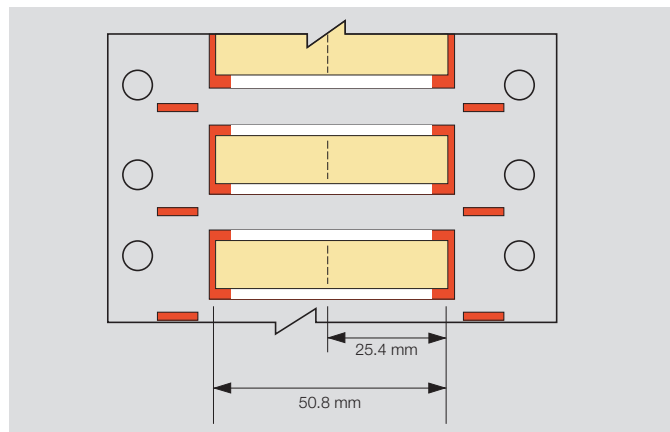
²⁾ shrinkage rate 2:1 **Note:** for printing with the THM-Plus or THM TwinMark printer

HSS 25.4 mm

Ordering data

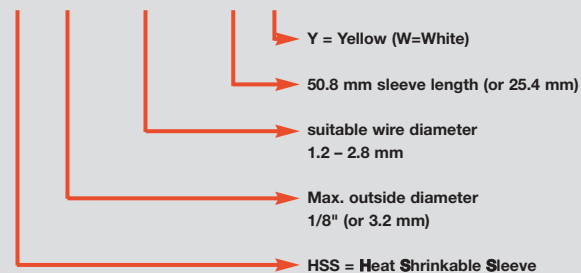
Type	Max. outside diameter	Colour	Qty.	Order No.
HSS1/8"1.2-2.8/25W	1/8" / 3.2 mm	white	1000	1962140000
HSS3/16"1.6-3.8/25W n	3/16" / 4.8 mm	white	1000	1029860000
HSS1/4"2.4-5.5/25W	1/4" / 6.4 mm	white	1000	1962150000
HSS3/8"3.2-8.1/25W	3/8" / 9.5 mm	white	1000	1962160000
HSS1/2"4.8-11.4/25W	1/2" / 12.7 mm	white	1000	1962170000
HSS1"11.4-24.1/25W ²⁾	1" / 25.4 mm	white	1000	1962180000
HSS1/8"1.2-2.8/25Y	1/8" / 3.2 mm	yellow	1000	1962190000
HSS3/16"1.6-3.8/25Y n	3/16" / 4.8 mm	yellow	1000	1029870000
HSS1/4"2.4-5.5/25Y	1/4" / 6.4 mm	yellow	1000	1962200000
HSS3/8"3.2-8.1/25Y	3/8" / 9.5 mm	yellow	1000	1962210000
HSS1/2"4.8-11.4/25Y	1/2" / 12.7 mm	yellow	1000	1962220000
HSS1"11.4-24.1/25Y ²⁾	1" / 25.4 mm	yellow	1000	1962230000

²⁾ shrinkage rate 2:1 **Note:** for printing with the THM-Plus or THM TwinMark printer



Ordering information

HSS 1/8" 1.2-2.8 / 50 Y





LM WriteOn

Sheets

Technical specification

Material	Polyester film
UL 94 flammability rating	HB
Min. temperature, continuous	-40 °C
Max. temperature, continuous	125 °C

WriteOn cable markers on A4 sheets are employed for labelling lines and cables with an outside diameter of up to 36 mm. The transparent adhesive strip fixes and protects the printing on the marker surface.

- Marking protected against dirt and abrasion by attaching the transparent adhesive strip.
- Labelling by means of A4 laser printer or STI pen.
- Quick and easy labelling.

Ordering data

Type	Diameter (mm)	No. per item	Printing area (mm)	Length (mm)	Qty.	Order No. white	Order No. yellow
LM 15/70	8.2 - 14.3	30	15 x 30	70	10	1759871044	
LM 15/140	16.2 - 36.4	26	15 x 70	140	10	1773880000	
LM 18/34	5.0 - 7.0	88	18 x 12.7	34	10	1695711044	1695711687
LM 23/55	6.8 - 12.0	40	23 x 12.7	55	10	1695721044	1695721687
LM 25/68	8.2 - 14.3	28	25 x 17	68	10	1695731044	1695731687
LM 25/140	16.2 - 36.4	16	25 x 26	140	10	1712491044	1712491687
LM 25.4/57	9.5 - 22.3	35	25.4 x 18	57	10	1768380000	1768390000
LM 25.4/95	8.0 - 22.0	21	25.4 x 25	95	10	1768400000	1768410000
LM 36/93	9.5 - 22.3	15	36 x 25	93	10	1695741044	1695741687
LM 37/25	3.4 - 4.8	40	37 x 8	25	10		1768430000



THM WriteOn

Reels

Technical specification

THM WriteOn

Material	Polyester, PVC-free
Min. temperature, continuous	-40 °C
Max. temperature, continuous	125 °C

THM WriteOn T

Material	Polyvinyl fluoride foil
Min. temperature, continuous	-40 °C
Max. temperature, continuous	107 °C

WriteOn cable markers on reels are employed for identifying lines and cables with an outside diameter of up to 36 mm. The transparent adhesive strip fixes and protects the printing on the marker surface.

- Marking protected against dirt and abrasion by attaching the transparent adhesive strip.
- Labelling by means of high-quality THM Pro thermal transfer printer.
- Quick and easy labelling.

Ordering data

Type	Suitable for cable diameter (mm)	Number per role	Labelling field: width x height (mm)	Total length including lamination (mm)	Qty.	Order No. white	Order No. yellow
THM WriteOn 12/18	2.9	10000	12.0 x 9.0	18.0	1	1856640000	1856630000
THM WriteOn 17.8/34	6.7	3000	17.8 x 13.0	33.9	1	1774380000	
THM WriteOn T 24.5/62	11.8	2500	24.5 x 25.0	62.0	1	1003420000	
THM WriteOn T 24.5/100	23.9	2000	24.5 x 25.0	100.0	1	1003380000	
THM WriteOn 25/140		1050	25.0 x 26.0	140.0	1	1751561044	1751561687
THM WriteOn 25/76	19.4	1800	25.0 x 15.0	76.0	1	1774350000	1774340000
THM WriteOn 25.4/62	13.7	2500	25.4 x 19.0	62.0	1	1109130000	
THM WriteOn 25.4/95.25	22.3	1000	25.4 x 25.4	95.3	1	1109140000	
THM WriteOn 35.6/93	21.6	1500	35.6 x 25.0	93.0	1	1774400000	1774410000
THM WriteOn 49.5/57	12.1	1000	49.5 x 19.0	57.1	1	1882900000	
THM WriteOn 50.8/150	39.7	500	50.8 x 25.4	150.0	1	1109150000	1109180000
THM WriteOn 51/36	7.6	1000	50.8 x 12.7	36.5	1	1934190000	

GLI – CableLine® Laser-printed Identification




A complete assortment for all marking tasks

The CableLine® product programme consists of individual combination markers for cables and wires with cross-sections from 0.2 mm² to 70 mm². The programme makes marking of electrical cables both simple and flexible. The reason: the CableLine® assortment includes both closed and open markers that can be attached before or after the wire or cable has been connected.

Providing incomparable quality, the CableLine® markers are printed using a new laser technology. Manufactured from cadmium- and silicone-free PVC, all markers meet UL 94-VO requirements. Stainless steel versions also available.

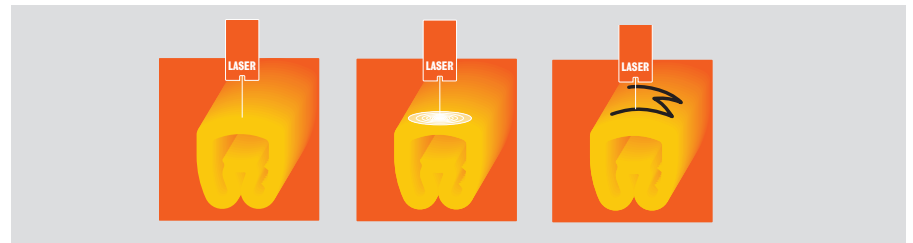
The CableLine® programme comprises

- Wire markers
- Cable markers
- Standard or customer special print
- Accessories and tools
- Available in PVC or stainless steel versions



The laser printing method

All standard prints of the CableLine® markers are printed using a new laser technology. By changing the colour of the marker material, we are able to achieve printed characters that are both unique and indestructible. This laser technology enables us to print the markers in brilliant colours and excellent quality. As well as being suitable for extreme conditions, the perfectly legible, sharp contoured markings are tamper-proof. The printed characters successfully withstand all the usual market tests pertaining to resistance to smearing and scratching; the markers are even impervious to solvents such as acetone.



The material used for CableLine® markers is extremely robust and suitable for continuous operating temperatures between –40 °C to +80 °C. That means identification markings are also eminently suitable to withstand tough climatic conditions. See for yourself – be convinced!

CableLine® packaging types



Technical data

	Type	Marker length mm	CD	MultiPack	Bag	Looped strip
	CLI C 02-3	3	500	1000 (5 x 200)	-	-
	CLI C 02-6	6	250	1000 (5 x 200)	-	1000
	CLI C 02-9	9	125	500 (5 x 100)	-	1000
	CLI C 02-12	12	-	-	-	1000
	CLI C 02-15	15	-	-	-	1000
	CLI C 02-18	18	-	-	-	1000
	CLI C 02-21	21	-	-	-	1000
	CLI C 1-3	3	500	1000 (5 x 200)	-	-
	CLI C 1-6	6	250	500 (5 x 100)	-	1000
	CLI C 1-9	9	125	500 (5 x 100)	-	1000
CLI C 1-12	12	-	-	-	1000	
CLI C 1-15	15	-	-	-	1000	
CLI C 1-18	18	-	-	-	1000	
CLI C 1-21	21	-	-	-	1000	
CLI C 1-24	24	-	-	-	1000	
CLI C 1-33	33	-	-	-	1000	
CLI C 2-4	4	250	500 (5 x 100)	-	-	
CLI C 2-6	6	125	500 (5 x 100)	-	1000	
CLI C 2-9	9	125	500 (5 x 100)	-	1000	
CLI C 2-12	12	-	-	-	1000	
CLI C 2-15	15	-	-	-	1000	
CLI C 2-18	18	-	-	-	1000	
CLI C 2-21	21	-	-	-	1000	
CLI C 3-6	6	-	100 (5 x 20)	-	1000	
CLI C 3-9	9	-	100 (5 x 20)	-	1000	
CLI C 3-12	12	-	-	-	1000	
CLI C 3-15	15	-	-	-	1000	
CLI C 3-18	18	-	-	-	1000	
CLI C 3-21	21	-	-	-	1000	
	CLI O 10-3	3	-	1000 (5 x 200)	-	-
	CLI O 10-6	6	-	1000 (5 x 200)	-	-
	CLI O 20-3	3	-	1000 (5 x 200)	-	-
	CLI O 20-6	6	-	1000 (5 x 200)	-	-
	CLI O 30-3	3	-	1000 (5 x 200)	-	-
	CLI M 2-4	4	500	500 (5 x 100)	-	-
	CLI M 2-6	6	250	500 (5 x 100)	-	1000
	CLI M 2-9	9	125	-	-	1000
	CLI M 2-12	12	-	-	-	1000
	CLI M 2-21	21	-	-	-	1000
	CLI M 2-25Q	25	-	-	-	1000
	CLI M 2-40Q	40	-	-	-	1000
	CLI MH-70	70	-	-	100	-
	CLI MH-110	110	-	-	100	-
	CLI T 02-12	12	-	-	200	-
	CLI T 02-15	15	-	-	200	-
	CLI T 02-18	18	-	-	200	-
	CLI T 02-20	20	-	-	200	-
	CLI T 02-30	30	-	-	200	-
	CLI T 1-12	12	-	-	200	-
	CLI T 1-15	15	-	-	200	-
	CLI T 1-18	18	-	-	200	-
	CLI T 1-20	20	-	-	200	-
	CLI T 1-30	30	-	-	200	-
CLI T 2-12	12	-	-	100	-	
CLI T 2-15	15	-	-	100	-	
CLI T 2-18	18	-	-	100	-	
CLI T 2-20	20	-	-	100	-	
CLI T 2-30	30	-	-	100	-	
CLI T 3-12	12	-	-	100	-	
CLI T 3-15	15	-	-	100	-	
CLI T 3-18	18	-	-	100	-	
CLI T 3-20	20	-	-	100	-	
CLI T 3-30	30	-	-	100	-	

CableLine® - blank markers

Technical specification

Material	PVC, soft
UL 94 flammability rating	corresponds to V-0
Temperature range	-30 °C to +80 °C



CLI R 02

Fitting mandrel with CLI C 02

Technical specification

Conductor cross-section	0.5 mm ² - 1.5 mm ²
Cond. ext. Ø	1.0 mm - 3.0 mm

Ordering data

Type	Colour	Length	Qty.	MultiPack Order No.	CD Order No.	Looped strip Order No.
CLI R 02-3	● yellow	3	10	0560001687		

CLI R 1

Fitting mandrel with CLI C 1

Technical specification

Conductor cross-section	1.5 mm ² - 4 mm ²
Cond. ext. Ø	3.0 mm - 5.0 mm

Type	Colour	Length	Qty.	MultiPack Order No.	CD Order No.	Looped strip Order No.
CLI R 1-3	● Blue	3	10	0572900002		
CLI R 1-3	● yellow	3	10	0572901687		

CLI C 02

Technical specification

Conductor cross-section	0.5 mm ² - 1.5 mm ²
Cond. ext. Ø	1.0 mm - 3.0 mm

Type	Colour	Length	Qty.	MultiPack Order No.	CD Order No.	Looped strip Order No.
CLI C 02-3	● yellow	3	200	0213811687		
CLI C 02-3	● yellow	3	500		1568241058	
CLI C 02-3	● red	3	200	0213811686		
CLI C 02-3	● red	3	500		1568241686	
CLI C 02-3	○ white	3	200	0213811044		
CLI C 02-3	○ white	3	500		1869821044	
CLI C 02-3	● grey	3	200	1869351691		
CLI C 02-3	● grey	3	500		1878201691	
CLI C 02-3	● Blue	3	200	0213811693		
CLI C 02-3	● Blue	3	500		1878201693	
CLI C 02-3	● pink	3	500		1568241695	
CLI C 02-3	● brown	3	500		1568241692	
CLI C 02-3	● magenta	3	500		1568241689	
CLI C 02-3	● black	3	500		1568241694	
CLI C 02-3	● Orange	3	500		1568241690	
CLI C 02-3	● green	3	500		1568241688	
CLI C 02-6	● yellow	6	250		1568241059	
CLI C 02-9	● yellow	9	125		1568241060	
CLI C 02-18	● yellow	18	1000			1873741687
CLI C 02-18	○ white	18	1000			1873741044

Technical specification

Material	PVC, soft
UL 94 flammability rating	corresponds to V-0
Temperature range	-30 °C to +80 °C

**CLI C 1****Technical specification**

Conductor cross-section	0,5 mm ² - 4 mm ²
Cond. ext. Ø	1.8 mm - 5.0 mm

Ordering data

Type	Colour	Length	Qty.	MultiPack Order No.	CD Order No.	Looped strip Order No.
CLI C 1-3	● yellow	3	200	0171111687		
CLI C 1-3	● yellow	3	500		1568251699	
CLI C 1-3	● Blue	3	200	0171111693		
CLI C 1-3	● Blue	3	500		1568251693	
CLI C 1-3	● grey	3	200	0171111691		
CLI C 1-3	● grey	3	500		1568251691	
CLI C 1-3	● green	3	200	0171111688		
CLI C 1-3	● green	3	500		1568251688	
CLI C 1-3	● red	3	200	0171111686		
CLI C 1-3	● red	3	500		1568251686	
CLI C 1-3	○ white	3	200	0171111044		
CLI C 1-3	○ white	3	500		1568251044	
CLI C 1-3	● pink	3	500		1568251695	
CLI C 1-3	● magenta	3	500		1568251689	
CLI C 1-3	● Orange	3	500		1568251690	
CLI C 1-3	● brown	3	500		1568251692	
CLI C 1-3	● black	3	500		1568251694	
CLI C 1-6	● yellow	6	250		1868811687	
CLI C 1-9	● yellow	9	125		1868810004	
CLI C 1-12	● yellow	12	1000			1871841687
CLI C 1-12	○ white	12	1000			1871841044
CLI C 1-15	● yellow	15	1000			1871791687
CLI C 1-15	○ white	15	1000			1871791044
CLI C 1-18	● yellow	18	1000			1871801687
CLI C 1-18	○ white	18	1000			1871801044
CLI C 1-21	● yellow	21	1000			1913311687
CLI C 1-24	○ white	24	1000			1871811044
CLI C 1-33	● yellow	33	1000			1871821687

CLI C 2**Technical specification**

Conductor cross-section	2,5 mm ² - 16 mm ²
Cond. ext. Ø	4.0 mm - 10.0 mm

Type	Colour	Length	Qty.	MultiPack Order No.	CD Order No.	Looped strip Order No.
CLI C 2-4	● Blue	4	250		0171301693	
CLI C 2-4	● yellow	4	100	0171310000		
CLI C 2-4	● yellow	4	250		0171301687	
CLI C 2-4	● green	4	250		0171301688	
CLI C 2-4	● grey	4	250		0171301691	
CLI C 2-4	○ white	4	100	0251311060		
CLI C 2-4	○ white	4	250		0171301044	
CLI C 2-4	● black	4	250		0171301694	
CLI C 2-4	● brown	4	250		0171301692	
CLI C 2-4	● red	4	250		0171301686	
CLI C 2-4	● Orange	4	250		0171301690	
CLI C 2-4	● magenta	4	250		0171301689	
CLI C 2-6	● yellow	6	125		1871901687	
CLI C 2-9	● yellow	9	125		1871971687	
CLI C 2-18	● yellow	18	1000			1871831687
CLI C 2-18	○ white	18	1000			1871831044

CableLine® - blank markers

Technical specification

Material	PVC, soft
UL 94 flammability rating	corresponds to V-0
Temperature range	-30 °C to +80 °C



CLI C 3

Technical specification

Conductor cross-section	16 mm ² - 70 mm ²
Cond. ext. Ø	8.0 mm - 16.0 mm

Ordering data

Type	Colour	Length	Qty.	MultiPack Order No.	CD Order No.	Looped strip Order No.
CLI C 3-6	● yellow	6	20	0240011687		
CLI C 3-6	○ white	6	20	0240011044		
CLI C 3-6	● black	6	20	0240011694		
CLI C 3-6	● brown	6	20	0240011692		
CLI C 3-6	● red	6	20	0240011686		
CLI C 3-6	● Orange	6	20	0240011690		
CLI C 3-6	● green	6	20	0240011688		
CLI C 3-6	● Blue	6	20	0240011693		
CLI C 3-6	● magenta	6	20	0240011689		
CLI C 3-6	● grey	6	20	0240011691		
CLI C 3-18	● yellow	18	1000			1872671687

CLI O 10

Technical specification

Conductor cross-section	0.4 mm ² - 1.5 mm ²
Cond. ext. Ø	2.0 mm - 3.0 mm

Type	Colour	Length	Qty.	MultiPack Order No.	CD Order No.	Looped strip Order No.
CLI O 10-3	● yellow	3	200	0689600000		
CLI O 10-3	○ white	3	200	1872681044		

CLI O 20

Technical specification

Conductor cross-section	1.5 mm ² - 2.5 mm ²
Cond. ext. Ø	3.0 mm - 4.0 mm

Type	Colour	Length	Qty.	MultiPack Order No.	CD Order No.	Looped strip Order No.
CLI O 20-3	● yellow	3	200	0689700000		
CLI O 20-3	○ white	3	200	1872691044		

CLI O 30

Technical specification

Conductor cross-section	2.5 mm ² - 4 mm ²
Cond. ext. Ø	4.0 mm - 5.0 mm

Type	Colour	Length	Qty.	MultiPack Order No.	CD Order No.	Looped strip Order No.
CLI O 30-3	● yellow	3	200	0689800000		
CLI O 30-3	○ white	3	200	1872701044		

CLI M 2

Technical specification

Conductor cross-section	16 mm ² - 500 mm ²
Cond. ext. Ø	10.0 mm - 317.0 mm

Type	Colour	Length	Qty.	MultiPack Order No.	CD Order No.	Looped strip Order No.
CLI M 2-4	● yellow	4	100	1733650004		
CLI M 2-4	● yellow	4	500		1568300001	
CLI M 2-4	○ white	4	100	1871371044		
CLI M 2-4	○ white	4	500		1568301051	
CLI M 2-4	● red	4	500		1568301686	
CLI M 2-4	● green	4	500		1568301688	
CLI M 2-4	● Blue	4	500		1568301693	
CLI M 2-4	● magenta	4	500		1568301689	
CLI M 2-4	● pink	4	500		1568301701	
CLI M 2-4	● brown	4	500		1568301692	
CLI M 2-4	● black	4	500		1568301700	
CLI M 2-25Q	● yellow	25	1000			1886531687
CLI M 2-40Q	● yellow	40	1000			1886541687

Technical specification

Material	PVC, soft
UL 94 flammability rating	corresponds to V-0
Temperature range	-30 °C to +80 °C

**CLI R 02**

Fitting mandrel with CLI C 02

Technical specification

Conductor cross-section	0.5 mm ² - 1.5 mm ²
Cond. ext. Ø	1.0 mm - 3.0 mm

Ordering data

Type	max. characters per marker	Length	Qty.	MultiPack Order No.	CD Order No.	Looped strip Order No.
CLI R 02-3	1	3	10	0560009999		

CLI R 1

Fitting mandrel with CLI C 1

Technical specification

Conductor cross-section	1.5 mm ² - 4 mm ²
Cond. ext. Ø	3.0 mm - 5.0 mm

Type	max. characters per marker	Length	Qty.	MultiPack Order No.	CD Order No.	Looped strip Order No.
CLI R 1-3	1	3	10	0572909999		

CLI C 02**Technical specification**

Conductor cross-section	0.5 mm ² - 1.5 mm ²
Cond. ext. Ø	1.0 mm - 3.0 mm

Type	max. characters per marker	Length	Qty.	MultiPack Order No.	CD Order No.	Looped strip Order No.
CLI C 02-3	1	3	500		1568249999	
CLI C 02-3	1	3	1			1912550000
CLI C 02-6	2	6	250		1869999999	
CLI C 02-6	2	6	1			1912620000
CLI C 02-9	3	9	125		1899290000	
CLI C 02-9	3	9	1			1869829999
CLI C 02-12	4	12	1			1873330000
CLI C 02-15	5	15	1			0252509999
CLI C 02-18	8	18	1			1873749999
CLI C 02-21	10	21	1			1873340000
CLI C 02-24	12	24	1			1912500000
CLI C 02-27	13	27	1			1912510000
CLI C 02-30	15	30	1			1912580000
CLI C 02-33	17	33	1			1912590000
CLI C 02-36	19	36	1			1912600000
CLI C 02-39	21	39	1			1912610000

CLI C 1**Technical specification**

Conductor cross-section	0.5 mm ² - 4 mm ²
Cond. ext. Ø	1.8 mm - 5.0 mm

Type	max. characters per marker	Length	Qty.	MultiPack Order No.	CD Order No.	Looped strip Order No.
CLI C 1-3	1	3	500		1568259999	
CLI C 1-3	1	3	1			1912650000
CLI C 1-6	2	6	250		0252709999	
CLI C 1-6	2	6	1			1912700000
CLI C 1-9	3	9	125		0252809999	
CLI C 1-9	3	9	1			1868819999
CLI C 1-12	4	12	1			1873350000
CLI C 1-15	5	15	1			1873360000
CLI C 1-18	8	18	1			1871809999
CLI C 1-21	10	21	1			1873370000
CLI C 1-24	12	24	1			1912630000
CLI C 1-27	13	27	1			1912640000
CLI C 1-30	15	30	1			1912660000
CLI C 1-33	17	33	1			1912670000
CLI C 1-36	19	36	1			1912680000
CLI C 1-39	21	39	1			1912690000

CableLine® - Special print

Technical specification

Material	PVC, soft
UL 94 flammability rating	corresponds to V-0
Temperature range	-30 °C to +80 °C



CLI C 2

Technical specification

Conductor cross-section	2.5 mm ² - 16 mm ²
Cond. ext. Ø	4.0 mm - 10.0 mm

Ordering data

Type	max. characters per marker	Length	Qty.	MultiPack Order No.	CD Order No.	Looped strip Order No.
CLI C 2-4	1	4	250		1568269999	
CLI C 2-6	2	6	125		1871909999	
CLI C 2-9	3	9	100		1899240000	
CLI C 2-9	3	9	1			1871979999
CLI C 2-12	4	12	1			1873380000
CLI C 2-15	6	15	1			1873390000
CLI C 2-18	8	18	1			1871839999
CLI C 2-21	10	21	1			1873400000
CLI C 2-24	12	24	1			1912710000
CLI C 2-27	13	27	1			1912720000
CLI C 2-30	15	30	1			1912730000
CLI C 2-33	17	33	1			1912740000
CLI C 2-36	19	36	1			1912750000
CLI C 2-39	13	39	1			1912760000

CLI C 3

Technical specification

Conductor cross-section	16 mm ² - 70 mm ²
Cond. ext. Ø	8.0 mm - 16.0 mm

Type	max. characters per marker	Length	Qty.	MultiPack Order No.	CD Order No.	Looped strip Order No.
CLI C 3-6	2	6	1			1872309999
CLI C 3-9	3	9	1			1872659999
CLI C 3-12	4	12	1			1873420000
CLI C 3-15	5	15	1			1873430000
CLI C 3-18	8	18	1			1872679999
CLI C 3-21	10	21	1			1873410000
CLI C 3-24	12	24	1			1912770000
CLI C 3-27	13	27	1			1912780000
CLI C 3-30	15	30	1			1912790000
CLI C 3-33	17	33	1			1912800000
CLI C 3-36	19	36	1			1912810000
CLI C 3-39	21	39	1			1912820000

CLI O 10

Technical specification

Conductor cross-section	0.4 mm ² - 1.5 mm ²
Cond. ext. Ø	2.0 mm - 3.0 mm

Type	max. characters per marker	Length	Qty.	MultiPack Order No.	CD Order No.	Looped strip Order No.
CLI O 10-3	1	3	1000	0648009999		
CLI O 10-6	2	6	1000	0660100000		

CLI O 20

Technical specification

Conductor cross-section	1.5 mm ² - 2.5 mm ²
Cond. ext. Ø	3.0 mm - 4.0 mm

Type	max. characters per marker	Length	Qty.	MultiPack Order No.	CD Order No.	Looped strip Order No.
CLI O 20-3	1	3	1000	0648109999		
CLI O 20-6	2	6	1000	0694700000		

CLI O 30

Technical specification

Conductor cross-section	2.5 mm ² - 4 mm ²
Cond. ext. Ø	4.0 mm - 5.0 mm

Type	max. characters per marker	Length	Qty.	MultiPack Order No.	CD Order No.	Looped strip Order No.
CLI O 30-3	1	3	1000	0648209999		
CLI O 30-6	2	6	1000	1873470000		

Custom printing with details of colour and characters

Technical specification

Material	PVC, soft
UL 94 flammability rating	corresponds to V-0
Temperature range	-30 °C to +80 °C



CLI M

Technical specification

Conductor cross-section	16 mm ² - 500 mm ²
Cond. ext. Ø	10.0 mm - 317.0 mm

Ordering data

Type	max. characters per marker	Length	Qty.	MultiPack Order No.	CD Order No.	Looped strip Order No.
CLI M 2-4	1	4	500		1568309999	
CLI M 2-4	1	4	1			1912830000
CLI M 2-6	2	6	250		1871789999	
CLI M 2-6	2	6	1			1912840000
CLI M 2-9	3	9	200		1899250000	
CLI M 2-9	3	9	1			1873440000
CLI M 2-12	4	12	1			1873450000
CLI M 2-15	5	15	1			1899260000
CLI M 2-18	8	18	1			1899230000
CLI M 2-21	10	21	1			1873460000
CLI M 2-24	12	24	1			1912860000
CLI M 2-27	13	27	1			1912870000
CLI M 2-30	15	30	1			1912880000
CLI M 2-33	17	33	1			1912920000
CLI M 2-36	19	36	1			1912950000
CLI M 2-39	21	39	1			1912960000
CLI M 2-25	12	25	1			1579500000
CLI M 2-40	21	40	1			1634790000

CableLine® - International colour code

Technical specification

Material	PVC, soft
UL 94 flammability rating	corresponds to V-0
Temperature range	-30 °C - to +80 °C



CLI C 02-3

Technical specification

Conductor cross-section	0,5 mm ² - 1,5 mm ²
Cond. ext. Ø	1,0 mm - 3,0 mm
Length	3 mm

Ordering data

Printing	Colour	Text colour	MultiPack	CD
			Qty.=200 Order No.	Qty.=500 Order No.
0	● black	white	0252111503	1568241503
1	● brown	white	0252111506	1568241506
2	● red	black	0252111509	1568241509
3	● Orange	black	0252111512	1568241512
8	● grey	black	0252111527	1568241527
4	● yellow	black	0252111514	1568241514
5	● green	black	0252111518	1568241518
6	● Blue	black	0252111521	1568241521
7	● magenta	black	0252111524	1568241524
9	○ white	black	0252111530	1568241530

CLI C 1-3

Technical specification

Conductor cross-section	0,5 mm ² - 4 mm ²
Cond. ext. Ø	1,8 mm - 5,0 mm
Length	3 mm

Printing	Colour	Text colour	MultiPack	CD
			Qty.=200 Order No.	Qty.=500 Order No.
0	● black	white	0252611503	1568251503
1	● brown	white	0252611506	1568251506
2	● red	black	0252611509	1568251509
3	● Orange	black	0252611512	1568251512
4	● yellow	black	0252611514	1568251514
5	● green	black	0252611518	1568251518
6	● Blue	black	0252611521	1568251521
7	● magenta	black	0252611524	1568251524
8	● grey	black	0252611527	1568251527
9	○ white	black	0252611530	1568251530

CLI C 2-4

Technical specification

Conductor cross-section	2,5 mm ² - 16 mm ²
Cond. ext. Ø	4,0 mm - 10,0 mm
Length	4 mm

Printing	Colour	Text colour	MultiPack	CD
			Qty.=200 Order No.	Qty.=500 Order No.
0	● black	white	0251311503	1568261503
1	● brown	white	0251311506	1568261506
2	● red	black	0251311509	1568261509
3	● Orange	black	0251311512	1568261512
4	● yellow	black	0251311514	1568261514
5	● green	black	0251311518	1568261518
6	● Blue	black	0251311521	1568261521
7	● magenta	black	0251311524	1568261524
8	● grey	black	0251311527	1568261527
9	○ white	black	0251310009	1568261530

CLI C 3-6

Technical specification

Conductor cross-section	16 mm ² - 70 mm ²
Cond. ext. Ø	8,0 mm - 16,0 mm
Length	6 mm

Printing	Colour	Text colour	MultiPack
			Qty.=200 Order No.
0	● black	white	0253411503
1	● brown	white	0253411506
2	● red	black	0253411509
3	● Orange	black	0253411512
4	● yellow	black	0253411514
5	● green	black	0253411518
6	● Blue	black	0253411521
7	● magenta	black	0253411524
8	● grey	black	0253411527
9	○ white	black	0253411530

Technical specification

Material	PVC, soft
UL 94 flammability rating	corresponds to V-0
Temperature range	-30 °C - to +80 °C

**CLI M 2-4****Technical specification**

Conductor cross-section	16 mm ² - 500 mm ²
Cond. ext. Ø	10.0 mm - 317.0 mm
Length	4 mm

Ordering data

Printing	Colour	Text colour	MultiPack	CD
			Qty.=200 Order No.	Qty.=500 Order No.
0	● black	white	1733651503	1568301503
1	● brown	white	1733651506	1568301506
2	● red	black	1733651509	1568301509
3	● Orange	black	1733651512	1568301512
4	● yellow	black	1733651514	1568301514
5	● green	black	1733651518	1568301518
6	● Blue	black	1733651521	1568301521
7	● magenta	black	1733651524	1568301524
8	● grey	black	1733651527	1568301527
9	○ white	black	1733651530	1568301530

CLI R 02

Fitting mandrel with CLI C 02

Technical specification

Conductor cross-section	0,5 mm ² - 1,5 mm ²
Cond. ext. Ø	1,0 mm - 3,0 mm
Length	3 mm

Printing	Colour	Text colour	Qty.	Order No.
0	● black	white	10	0560001503
1	● brown	white	10	0560001506
2	● red	black	10	0560001509
3	● Orange	black	10	0560001512
4	● yellow	black	10	0560001513
5	● green	black	10	0560001518
6	● Blue	black	10	0560001521
7	● magenta	black	10	0560001524
8	● grey	black	10	0560001527
9	○ white	black	10	0560001530

CLI R 1

Fitting mandrel with CLI C 1

Technical specification

Conductor cross-section	1,5 mm ² - 4 mm ²
Cond. ext. Ø	3,0 mm - 5,0 mm
Length	3 mm

Printing	Colour	Text colour	Qty.	Order No.
0	● black	white	10	0572901502
1	● brown	white	10	0572901505
2	● red	black	10	0572901508
3	● Orange	black	10	0572901511
4	● yellow	black	10	0572901515
5	● green	black	10	0572901517
6	● Blue	black	10	0572901520
7	● magenta	black	10	0572901523
8	● grey	black	10	0572901526
9	○ white	black	10	0572901529

Closed wire markers

CLI C wire markers are fitted to unconnected cables. Four different sizes are available to mark wire cross-sections from 0.5 mm² to maximum 70 mm². The markers are already printed and ready for use. Individual markings can be created by simply combining the individual markers.

Advantages

- Closed markers, secure and adjustable for unconnected cables
- Special resilient bellow profile ensures a wide application range
- Fast and easy to fit – in next to no time
- Compatible accessories take the strain off marking tasks
- Permanent high-quality markings
- Best contrast for optimum legibility



CLI C

Version	Closed markers made from soft PVC. Resilient bellow construction enables fast and easy attachment. Standard, special and international colour-code compliant prints available.
Material	Soft PVC, cadmium- and silicone-free
Temperature range	-30 °C to +80 °C.
Flammability classification	Corresponds to V0 to UL 94
Resistance	Highly resistant to oils and petrol as well as gamma and UV radiation
Printing	Laser marking



Technical specification

Material PVC, soft
 UL 94 flammability rating corresponds to V-0
 Temperature range -30 °C to +80 °C

CLI C 02-3

0 - 9

Technical specification

Conductor cross-section 0.5 mm² - 1.5 mm²
 Cond. ext. Ø 1.0 mm - 3.0 mm
 Length 3 mm

Ordering data

Printing	yellow		white	
	MultiPack	CD	MultiPack	CD
	Qty.=200 Order No.	Qty.=500 Order No.	Qty.=200 Order No.	Qty.=500 Order No.
0	0252111502	1568241502	0252111000	1869821502
1	0252111505	1568241505	0252110001	1869821505
2	0252111508	1568241508	0252110002	1869821508
3	0252111511	1568241511	0252110003	1869821511
4	0252111514	1568241514	0252110004	1869821514
5	0252111517	1568241517	0252110005	1869821517
6	0252111520	1568241520	0252110006	1869821520
7	0252111523	1568241523	0252110007	1869821523
8	0252111526	1568241526	0252110008	1869821526
9	0252111529	1568241529	0252111530	1568241530

CLI C 02-3

0 - 9

Technical specification

Conductor cross-section 0.5 mm² - 1.5 mm²
 Cond. ext. Ø 1.0 mm - 3.0 mm
 Length 3 mm

Printing	grey		black	
	MultiPack	CD	MultiPack	CD
	Qty.=200 Order No.	Qty.=500 Order No.	Qty.=200 Order No.	Qty.=500 Order No.
0	1869351502	1878201502		
1	1869351505	1878201505		
2	1869351508	1878201508		
3	1869351511	1878201511		
4	1869351514	1878201514		
5	1869351517	1878201517		
6	1869351520	1878201520		
7	1869351523	1878201523		
8	0252111527	1568241527		
9	1869351529	1878201529		

CLI C 02-3

A - Z

Technical specification

Conductor cross-section 0.5 mm² - 1.5 mm²
 Cond. ext. Ø 1.0 mm - 3.0 mm
 Length 3 mm

Printing	yellow		white	
	MultiPack	CD	MultiPack	CD
	Qty.=200 Order No.	Qty.=500 Order No.	Qty.=200 Order No.	Qty.=500 Order No.
A	0252111637	1568241637	1869991637	1869821637
B	0252111639	1568241639	1869991639	1869821639
C	0252111641	1568241641	1869991641	1869821641
D	0252111643	1568241643	1869991643	1869821643
E	0252111645	1568241645	1869991645	1869821645
F	0252111647	1568241647	1869991647	1869821647
G	0252111649	1568241649	1869991649	1869821649
H	0252111651	1568241651	1869991651	1869821651
I	0252111653	1568241653	1869991653	1869821653
J	0252111655	1568241655	1869991655	1869821655
K	0252111657	1568241657	1869991657	1869821657
L	0252111659	1568241659	1869991659	1869821659
M	0252111661	1568241661	1869991661	1869821661
N	0252111663	1568241663	1869991663	1869821663
O	0252111665	1568241665	1869991665	1869821665
P	0252111667	1568241667	1869991667	1869821667
Q	0252111669	1568241669	1869991669	1869821669
R	0252111671	1568241671	1869991671	1869821671
S	0252111673	1568241673	1869991673	1869821673
T	0252111676	1568241676	1869991676	1869821676
U	0252111679	1568241679	1869991679	1869821679
V	0252111681	1568241681	1869991681	1869821681
W	0252111683	1568241683	1869991683	1869821683
X	0252111687	1568241687	1869991687	1869821687
Y	0252111696	1568241696	1869991696	1869821696
Z	0252111698	1568241698	1869991698	1869821698

CableLine® - CLI C 02-3

Technical specification

Material	PVC, soft
UL 94 flammability rating	corresponds to V-0
Temperature range	-30 °C to +80 °C



CLI C 02-3

a - z

Technical specification

Conductor cross-section	0.5 mm ² - 1.5 mm ²
Cond. ext. Ø	1.0 mm - 3.0 mm
Length	3 mm

Ordering data

Printing	yellow		white	
	MultiPack Qty.=200 Order No.	CD Qty.= Order No.	MultiPack Qty.= Order No.	CD Qty.= Order No.
a	0252111700			
b	0252111701			
c	0252111702			
d	0252111703			
e	0252111704			
f	0252111705			
g	0252111706			
h	0252111707			
i	0252111708			
j	0252111709			
k	0252111710			
l	0252111711			
m	0252111712			
n	0252111713			
o	0252111714			
p	0252111715			
q	0252111716			
r	0252111717			
s	0252111718			
t	0252111719			
u	0252111720			
v	0252111721			
w	0252111722			
x	0252111723			
y	0252111724			
z	0252111725			

CLI C 02-3

Special characters

Technical specification

Conductor cross-section	0.5 mm ² - 1.5 mm ²
Cond. ext. Ø	1.0 mm - 3.0 mm
Length	3 mm

Printing	yellow		white	
	MultiPack Qty.=200 Order No.	CD Qty.=500 Order No.	MultiPack Qty.=200 Order No.	CD Qty.=500 Order No.
Ä	0252111697	1568241056	1869991697	1869821697
Å	0252111699	1568241055	1869991699	1869821699
Ö	0252111695	1568241057	1869991695	1869821695
/	0252111742	1568241742	1869991742	1869821742
+	0252111738	1568241738	1869991738	1869821738
-	0252111740	1568241740	1869991740	1869821740
.	0252111748	1568241748	1869991748	1869821748
:	0252111750	1568241750	1869991750	1869821750
=	0252111751	1568241751	1869991751	1869821751
~	0252111752	1568241752	1869991752	1869821752
⊕	0252111747	1568241747	1869991747	1869821747
⊖	0252111746	1568241746	1869991746	1869821746
Æ		1568241735		
Ø		1568241736		

CLI C 02-3

Special characters

Technical specification

Conductor cross-section	0.5 mm ² - 1.5 mm ²
Cond. ext. Ø	1.0 mm - 3.0 mm
Length	3 mm

Printing	blue		red	
	MultiPack Qty.=200 Order No.	CD Qty.=500 Order No.	MultiPack Qty.=200 Order No.	CD Qty.=500 Order No.
-	0252111741	1568241741		
N	0252111664	1568241664		
+			0252111737	1568241737

Technical specification

Material	PVC, soft
UL 94 flammability rating	corresponds to V-0
Temperature range	-30 °C to +80 °C

**CLI C 02-6****Special characters****Technical specification**

Conductor cross-section	0.5 mm ² - 1.5 mm ²
Cond. ext. Ø	1.0 mm - 3.0 mm
Length	6 mm

Ordering data

Printing	yellow		white	
	MultiPack	CD	MultiPack	CD
	Qty.=200	Qty.=250	Qty.=200	Qty.=250
	Order No.	Order No.	Order No.	Order No.
L1	0252111728	1568241728	1869991728	1869821728
L2	0252111729	1568241729	1869991729	1869821729
L3	0252111730	1568241730	1869991730	1869821730
A1	0252111726	1568241726	1869991726	1869821726
A2	0252111727	1568241727	1869991727	1869821727
VS		1568241731		

CLI C 02-9**Special characters****Technical specification**

Conductor cross-section	0.5 mm ² - 1.5 mm ²
Cond. ext. Ø	1.0 mm - 3.0 mm
Length	9 mm

Printing	yellow		white	
	MultiPack	CD	MultiPack	CD
	Qty.=100	Qty.=125	Qty.=100	Qty.=125
	Order No.	Order No.	Order No.	Order No.
PEN	0252111734	1568241734	1869991734	1869821734

CableLine® - CLI C 1-3

Technical specification

Material	PVC, soft
UL 94 flammability rating	corresponds to V-0
Temperature range	-30 °C to +80 °C



CLI C 1-3

0 - 9

Technical specification

Conductor cross-section	0.5 mm ² - 4 mm ²
Cond. ext. Ø	1.8 mm - 5.0 mm
Length	3 mm

Ordering data

Printing	yellow		white	
	MultiPack	CD	MultiPack	CD
	Qty.=200 Order No.	Qty.=500 Order No.	Qty.=200 Order No.	Qty.=500 Order No.
0	0252611502	1568251502	0252611000	1568251000
1	0252611505	1568251505	0252610001	1568250001
2	0252611508	1568251508	0252610002	1568250002
3	0252611511	1568251511	0252610003	1568250003
4	0252611514	1568251514	0252610004	1568250004
5	0252611517	1568251517	0252610005	1568250005
6	0252611520	1568251520	0252610006	1568250006
7	0252611523	1568251523	0252610007	1568250007
8	0252611526	1568251526	0252610008	1568250008
9	0252611529	1568251529	0252611530	1568251530

CLI C 1-3

0 - 9

Technical specification

Conductor cross-section	0.5 mm ² - 4 mm ²
Cond. ext. Ø	1.8 mm - 5.0 mm
Length	3 mm

Printing	grey		black	
	MultiPack	CD	MultiPack	CD
	Qty.=200 Order No.	Qty.=500 Order No.	Qty.=200 Order No.	Qty.=500 Order No.
0	1869181502	1878171502	0252611503	
1	1869181505	1878171505	1856620001	
2	1869181508	1878171508	1856620002	
3	1869181511	1878171511	1856620003	
4	1869181514	1878171514	1856620004	
5	1869181517	1878171517	1856620005	
6	1869181520	1878171520	1856620006	
7	1869181523	1878171523	1856620007	
8	0252611527	1568251527	1856620008	
9	1869181529	1878171529	1856620009	

CLI C 1-3

A - Z

Technical specification

Conductor cross-section	0.5 mm ² - 4 mm ²
Cond. ext. Ø	1.8 mm - 5.0 mm
Length	3 mm

Printing	yellow		white	
	MultiPack	CD	MultiPack	CD
	Qty.=200 Order No.	Qty.=500 Order No.	Qty.=200 Order No.	Qty.=500 Order No.
A	0252611637	1568251637	0252611021	1568251021
B	0252611639	1568251639	0252611022	1568251022
C	0252611641	1568251641	0252611023	1568251023
D	0252611643	1568251643	0252611024	1568251024
E	0252611645	1568251645	0252611025	1568251025
F	0252611647	1568251647	0252611026	1568251026
G	0252611649	1568251649	0252611027	1568251027
H	0252611651	1568251651	0252611028	1568251028
I	0252611653	1568251653	0252611029	1568251029
J	0252611655	1568251655	0252611030	1568251030
K	0252611657	1568251657	0252611031	1568251031
L	0252611659	1568251659	0252611032	1568251032
M	0252611661	1568251661	0252611033	1568251033
N	0252611663	1568251663	0252611034	1568251034
O	0252611665	1568251665	0252611035	1568251035
P	0252611667	1568251667	0252611036	1568251036
Q	0252611669	1568251669	0252611037	1568251037
R	0252611671	1568251671	0252611038	1568251038
S	0252611673	1568251673	0252611039	1568251039
T	0252611676	1568251676	0252611040	1568251040
U	0252611679	1568251679	0252611041	1568251041
V	0252611681	1568251681	0252611042	1568251042
W	0252611683	1568251683	0252611043	1568251043
X	0252611687	1568251687	0252611044	1568251054
Y	0252611696	1568251696	0252611045	1568251045
Z	0252611698	1568251698	0252611046	1568251046

Technical specification

Material	PVC, soft
UL 94 flammability rating	corresponds to V-0
Temperature range	-30 °C to +80 °C

**CLI C 1-3****A - Z****Technical specification**

Conductor cross-section	0.5 mm ² - 4 mm ²
Cond. ext. Ø	1.8 mm - 5.0 mm
Length	3 mm

Bestelldaten

Printing	grey		black	
	MultiPack Qty.= Order No.	CD Qty.= Order No.	MultiPack Qty.=200 Order No.	CD Qty.= Order No.
A			1856620011	
B			1856620012	
C			1856620013	
D			1856620014	
E			1856620015	
F			1856620016	
G			1856620017	
H			1856620018	
I			1856620019	
J			1856620020	
K			1856620021	
L			1856620022	
M			1856620023	
N			1856620024	
O			1856620025	
P			1856620026	
Q			1856620027	
R			1856620028	
S			1856620029	
T			1856620030	
U			1856620031	
V			1856620032	
W			1856620033	
X			1856620034	
Y			1856620035	
Z			1856620036	

CLI C 1-3**a - z****Technical specification**

Conductor cross-section	0.5 mm ² - 4 mm ²
Cond. ext. Ø	1.8 mm - 5.0 mm
Length	3 mm

Printing	yellow		white	
	MultiPack Qty.=200 Order No.	CD Qty.=500 Order No.	MultiPack Qty.= Order No.	CD Qty.= Order No.
a	0252611700	1568251700		
b	0252611701	1568251701		
c	0252611702	1568251702		
d	0252611703	1568251703		
e	0252611704	1568251704		
f	0252611705	1568251705		
g	0252611706	1568251706		
h	0252611707	1568251707		
i	0252611708	1568251708		
j	0252611709	1568251709		
k	0252611710	1568251710		
l	0252611711	1568251711		
m	0252611712	1568251712		
n	0252611713	1568251713		
o	0252611714	1568251714		
p	0252611715	1568251715		
q	0252611716	1568251716		
r	0252611717	1568251717		
s	0252611718	1568251718		
t	0252611719	1568251719		
u	0252611720	1568251720		
v	0252611721	1568251721		
w	0252611722	1568251722		
x	0252611723	1568251723		
y	0252611724	1568251724		
z	0252611725	1568251725		

CableLine® - CLI C 1-3

Technical specification

Material	PVC, soft
UL 94 flammability rating	corresponds to V-0
Temperature range	-30 °C to +80 °C



CLI C 1-3

Special characters

Technical specification

Conductor cross-section	0.5 mm ² - 4 mm ²
Cond. ext. Ø	1.8 mm - 5.0 mm
Length	3 mm

Ordering data

Printing	yellow		white	
	MultiPack	CD	MultiPack	CD
	Qty.=200 Order No.	Qty.=500 Order No.	Qty.=200 Order No.	Qty.=500 Order No.
Ä	0252611697	1568251797	0252611056	1568251056
Å	0252611699	1568251799	0252611055	1568251055
Ö	0252611695	1568251795	0252611057	1568251057
+	0252611738	1568251738	0252611048	1568251048
-	0252611740	1568251740	0252611049	1568251049
/	0252611742	1568251742	0252611050	1568251050
.	0252611748	1568251748	0252611047	1568251047
:	0252611750	1568251750	0252611051	1568251051
=	0252611751	1568251751	0252611052	1568251052
~	0252611752	1568251752	0252611059	1568251059
*		1568251753		
Ø		1568251736		
Æ		1568251735		
⊕	0252611747	1568251747	0252611058	1568251058
±	0252611746	1568251746	0252611053	1568251053

CLI C 1-3

Special characters

Technical specification

Conductor cross-section	0.5 mm ² - 4 mm ²
Cond. ext. Ø	1.8 mm - 5.0 mm
Length	3 mm

Printing	grey		black	
	MultiPack	CD	MultiPack	CD
	Qty.=200 Order No.	Qty.= Order No.	Qty.= Order No.	Qty.= Order No.
-	1869181740			

CLI C 1-3

Special characters

Technical specification

Conductor cross-section	0.5 mm ² - 4 mm ²
Cond. ext. Ø	1.8 mm - 5.0 mm
Length	3 mm

Printing	blue		red	
	MultiPack	CD	MultiPack	CD
	Qty.=200 Order No.	Qty.=500 Order No.	Qty.=200 Order No.	Qty.=500 Order No.
-	0252611741	1568251741		
N	0252611664	1568251664		
+			0252611737	1568251737

Technical specification

Material PVC, soft
 UL 94 flammability rating corresponds to V-0
 Temperature range -30 °C to +80 °C



CLI C 1-6

01 - 60

Technical specification

Conductor cross-section 0.5 mm² - 4 mm²
 Cond. ext. Ø 1.8 mm - 5.0 mm
 Length 6 mm

Ordering data

Printing	yellow	
	MultiPack	CD
	Qty.=100 Order No.	Qty.=250 Order No.
01	0252711522	1868811522
02	0252711523	1868811523
03	0252711524	1868811524
04	0252711525	1868811525
05	0252711526	1868811526
06	0252711527	1868811527
07	0252711528	1868811528
08	0252711529	1868811529
09	0252711530	1868811530
10	0252711531	1868811531
11	0252711532	1868811532
12	0252711533	1868811533
13	0252711534	1868811534
14	0252711535	1868811535
15	0252711536	1868811536
16	0252711537	1868811537
17	0252711538	1868811538
18	0252711539	1868811539
19	0252711540	1868811540
20	0252711541	1868811541
21	0252711542	1868811542
22	0252711543	1868811543
23	0252711544	1868811544
24	0252711545	1868811545
25	0252711546	1868811546
26	0252711547	1868811547
27	0252711548	1868811548
28	0252711549	1868811549
29	0252711550	1868811550
30	0252711551	1868811551
31	0252711552	1868811552
32	0252711553	1868811553
33	0252711554	1868811554
34	0252711555	1868811555
35	0252711556	1868811556
36	0252711557	1868811557
37	0252711558	1868811558
38	0252711559	1868811559
39	0252711560	1868811560
40	0252711561	1868811561
41	0252711562	1868811562
42	0252711563	1868811563
43	0252711564	1868811564
44	0252711565	1868811565
45	0252711566	1868811566
46	0252711567	1868811567
47	0252711568	1868811568
48	0252711569	1868811569
49	0252711570	1868811570
50	0252711571	1868811571
51	0252711572	1868811572
52	0252711573	1868811573
53	0252711574	1868811574
54	0252711575	1868811575
55	0252711576	1868811576
56	0252711577	1868811577
57	0252711578	1868811578
58	0252711579	1868811579
59	0252711580	1868811580
60	0252711581	1868811581

CableLine® - CLI C 1-6

Technical specification

Material	PVC, soft
UL 94 flammability rating	corresponds to V-0
Temperature range	-30 °C to +80 °C



CLI C 1-6

61 - 99

Technical specification

Conductor cross-section	0.5 mm ² - 4 mm ²
Cond. ext. Ø	1.8 mm - 5.0 mm
Length	6 mm

Ordering data

Printing	yellow	
	MultiPack	CD
	Qty.=100 Order No.	Qty.=250 Order No.
61	0252711582	1868811582
62	0252711583	1868811583
63	0252711584	1868811584
64	0252711585	1868811585
65	0252711586	1868811586
66	0252711587	1868811587
67	0252711588	1868811588
68	0252711589	1868811589
69	0252711590	1868811590
70	0252711591	1868811591
71	0252711592	1868811592
72	0252711593	1868811593
73	0252711594	1868811594
74	0252711595	1868811595
75	0252711596	1868811596
76	0252711597	1868811597
77	0252711598	1868811598
78	0252711599	1868811599
79	0252711600	1868811600
80	0252711601	1868811601
81	0252711602	1868811602
82	0252711603	1868811603
83	0252711604	1868811604
84	0252711605	1868811605
85	0252711606	1868811606
86	0252711607	1868811607
87	0252711608	1868811608
88	0252711609	1868811609
89	0252711610	1868811610
90	0252711611	1868811611
91	0252711612	1868811612
92	0252711613	1868811613
93	0252711614	1868811614
94	0252711615	1868811615
95	0252711616	1868811616
96	0252711617	1868811617
97	0252711618	1868811618
98	0252711619	1868811619
99	0252711620	1868811620

Technical specification

Material	PVC, soft
UL 94 flammability rating	corresponds to V-0
Temperature range	-30 °C to +80 °C

**CLI C 1-6****Special characters****Technical specification**

Conductor cross-section	0.5 mm ² - 4 mm ²
Cond. ext. Ø	1.8 mm - 5.0 mm
Length	6 mm

Ordering data

Printing	yellow		white	
	MultiPack	CD	MultiPack	CD
	Qty.=100	Qty.=250	Qty.=100	Qty.=250
	Order No.	Order No.	Order No.	Order No.
L1	0252711728	1868811728	1871341728	1871351728
L2	0252711729	1868811729	1871341729	1871351729
L3	0252711730	1868811730	1871341730	1871351730
A1	0252711726	1868811726	1871341726	1871351726
A2	0252711727	1868811727	1871341727	1871351727
X1		1868811150		
X2		1868811151		
MP		1868811731		
PE	0252711733	1868811733		
I1		1868811739		
I2		1868811740		
U1		1868811735		
U2		1868811736		
U3		1868811737		
UN		1868811738		
IC		1868811741		

CLI C 1-6**Special characters****Technical specification**

Conductor cross-section	0.5 mm ² - 4 mm ²
Cond. ext. Ø	1.8 mm - 5.0 mm
Length	6 mm

Printing	blue		red	
	MultiPack	CD	MultiPack	CD
	Qty.=100	Qty.=	Qty.=	Qty.=
	Order No.	Order No.	Order No.	Order No.
MP	0252711732			

CLI C 1-6**Special characters****Technical specification**

Conductor cross-section	0.5 mm ² - 4 mm ²
Cond. ext. Ø	1.8 mm - 5.0 mm
Length	6 mm

Printing	grey		black	
	MultiPack	CD	MultiPack	CD
	Qty.=100	Qty.=	Qty.=	Qty.=
	Order No.	Order No.	Order No.	Order No.
L1	1878191728			
L2	1878191729			
L3	1878191730			

CLI C 1-9**Special characters****Technical specification**

Conductor cross-section	0.5 mm ² - 4 mm ²
Cond. ext. Ø	1.8 mm - 5.0 mm
Length	9 mm

Printing	yellow		white	
	MultiPack	CD	MultiPack	CD
	Qty.=100	Qty.=125	Qty.=100	Qty.=125
	Order No.	Order No.	Order No.	Order No.
PEN	0252711734	1868811734	1871341734	1871351734

CableLine® - CLI C 2-4

Technical specification

Material	PVC, soft
UL 94 flammability rating	corresponds to V-0
Temperature range	-30 °C to +80 °C



CLI C 2-4

0 - 9

Technical specification

Conductor cross-section	2.5 mm ² - 16 mm ²
Cond. ext. Ø	4.0 mm - 10.0 mm
Length	4 mm

Ordering data

Printing	yellow		white	
	MultiPack	CD	MultiPack	CD
	Qty.=100 Order No.	Qty.=250 Order No.	Qty.=100 Order No.	Qty.=250 Order No.
0	0251311502	1568261502	0251311000	1871871502
1	0251311505	1568261505	0251310001	1871871505
2	0251311508	1568261508	0251310002	1871871508
3	0251311511	1568261511	0251310003	1871871511
4	0251311514	1568261514	0251310004	1871871514
5	0251311517	1568261517	0251310005	1871871517
6	0251311520	1568261520	0251310006	1871871520
7	0251311523	1568261523	0251310007	1871871523
8	0251311526	1568261526	0251310008	1871871526
9	0251311529	1568261529	0251310009	1568261530

CLI C 2-4

0 - 9

Technical specification

Conductor cross-section	2.5 mm ² - 16 mm ²
Cond. ext. Ø	4.0 mm - 10.0 mm
Length	4 mm

Printing	grey		black	
	MultiPack	CD	MultiPack	CD
	Qty.=100 Order No.	Qty.= Order No.	Qty.= Order No.	Qty.= Order No.
0	1871851502			
1	1871851505			
2	1871851508			
3	1871851511			
4	1871851514			
5	1871851517			
6	1871851520			
7	1871851523			
8	0251311527			
9	1871851529			

CLI C 2-4

A - Z

Technical specification

Conductor cross-section	2.5 mm ² - 16 mm ²
Cond. ext. Ø	4.0 mm - 10.0 mm
Length	4 mm

Printing	yellow		white	
	MultiPack	CD	MultiPack	CD
	Qty.=100 Order No.	Qty.=250 Order No.	Qty.=100 Order No.	Qty.=250 Order No.
A	0251311637	1568261637	0251311021	1871871637
B	0251311639	1568261639	0251311022	1871871639
C	0251311641	1568261641	0251311023	1871871641
D	0251311643	1568261643	0251311024	1871871643
E	0251311645	1568261645	0251311025	1871871645
F	0251311647	1568261647	0251311026	1871871647
G	0251311649	1568261649	0251311027	1871871649
H	0251311651	1568261651	0251311028	1871871651
I	0251311653	1568261653	0251311029	1871871653
J	0251311655	1568261655	0251311030	1871871655
K	0251311657	1568261657	0251311031	1871871657
L	0251311659	1568261659	0251311032	1871871659
M	0251311661	1568261661	0251311033	1871871661
N	0251311663	1568261663	0251311034	1871871663
O	0251311665	1568261665	0251311035	1871871665
P	0251311667	1568261667	0251311036	1871871667
Q	0251311669	1568261669	0251311037	1871871669
R	0251311671	1568261671	0251311038	1871871671
S	0251311673	1568261673	0251311039	1871871673
T	0251311676	1568261676	0251311040	1871871676
U	0251311679	1568261679	0251311041	1871871679
V	0251311681	1568261681	0251311042	1871871681
W	0251311683	1568261683	0251311043	1871871683
X	0251311687	1568261687	0251311044	1871871685
Y	0251311696	1568261696	0251311045	1871871696
Z	0251311698	1568261698	0251311046	1871871698

Technical specification

Material	PVC, soft
UL 94 flammability rating	corresponds to V-0
Temperature range	-30 °C to +80 °C

**CLI C 2-4****Special characters****Technical specification**

Conductor cross-section	2.5 mm ² - 16 mm ²
Cond. ext. Ø	4.0 mm - 10.0 mm
Length	4 mm

Ordering data

Printing	yellow		white	
	MultiPack	CD	MultiPack	CD
	Qty.=100	Qty.=250	Qty.=100	Qty.=250
	Order No.	Order No.	Order No.	Order No.
Ä	0251311697	1568261697	0251311056	1871871697
Å	0251311699	1568261699	0251311055	1871871699
Ö	0251311695	1568261695	0251311057	1871871695
+	0251311738	1568261738	0251311048	1871871738
-	0251311740	1568261740	0251311049	1871871740
/	0251311742	1568261742	0251311050	1871871742
.	0251311748	1568261748	0251311047	1871871748
:	0251311750	1568261750	0251311051	1871871750
=	0251311751	1568261751	0251311052	1871871751
~	0251311752	1568261752	0251311059	1871871752
∅	0251311736	1568261736		
Æ	0251311735	1568261735		
⊕	0251311747	1568261747	0251311058	1871871747
⊖	0251311746	1568261746	0251311053	1871871746

CLI C 2-4**Special characters****Technical specification**

Conductor cross-section	2.5 mm ² - 16 mm ²
Cond. ext. Ø	4.0 mm - 10.0 mm
Length	4 mm

Printing	blue		red	
	MultiPack	CD	MultiPack	CD
	Qty.=100	Qty.=250	Qty.=100	Qty.=250
	Order No.	Order No.	Order No.	Order No.
-	0251311741	1568261741		
N	0251311664	1568261664		
+			0251311737	1568261737

CLI C 2-6**Special characters****Technical specification**

Conductor cross-section	2.5 mm ² - 16 mm ²
Cond. ext. Ø	4.0 mm - 10.0 mm
Length	6 mm

Printing	yellow		white	
	MultiPack	CD	MultiPack	CD
	Qty.=100	Qty.=125	Qty.=100	Qty.=125
	Order No.	Order No.	Order No.	Order No.
L1	1871891728	1871901728	1871921728	1871911728
L2	1871891729	1871901729	1871921729	1871911729
L3	1871891730	1871901730	1871921730	1871911730
PE		1871901731		

CLI C 2-9**Special characters****Technical specification**

Conductor cross-section	4 mm ² - 16 mm ²
Cond. ext. Ø	4.0 mm - 10.0 mm
Length	9 mm

Printing	yellow		white	
	MultiPack	CD	MultiPack	CD
	Qty.=100	Qty.=125	Qty.=	Qty.=
	Order No.	Order No.	Order No.	Order No.
PEN	1872031734	1871971734		

CableLine® - CLI C 3-6

Technical specification

Material	PVC, soft
UL 94 flammability rating	corresponds to V-0
Temperature range	-30 °C to +80 °C



CLI C 3-6

0 - 9

Technical specification

Conductor cross-section	16 mm ² - 70 mm ²
Cond. ext. Ø	8.0 mm - 16.0 mm
Length	6 mm

Ordering data

Printing	yellow		white	
	MultiPack Qty.=20 Order No.	CD Qty.= Order No.	MultiPack Qty.=20 Order No.	CD Qty.= Order No.
0	0253411502		1872301502	
1	0253411505		1872301505	
2	0253411508		1872301508	
3	0253411511		1872301511	
4	0253411514		1872301514	
5	0253411517		1872301517	
6	0253411520		1872301520	
7	0253411523		1872301523	
8	0253411526		1872301526	
9	0253411529		0253411530	

CLI C 3-6

A - Z

Technical specification

Conductor cross-section	16 mm ² - 70 mm ²
Cond. ext. Ø	8.0 mm - 16.0 mm
Length	6 mm

Printing	yellow		white	
	MultiPack Qty.=20 Order No.	CD Qty.= Order No.	MultiPack Qty.=20 Order No.	CD Qty.= Order No.
A	0253411637		1872301637	
B	0253411639		1872301639	
C	0253411641		1872301641	
D	0253411643		1872301643	
E	0253411645		1872301645	
F	0253411647		1872301647	
G	0253411649		1872301649	
H	0253411651		1872301651	
I	0253411653		1872301653	
J	0253411655		1872301655	
K	0253411657		1872301657	
L	0253411659		1872301659	
M	0253411661		1872301661	
N	0253411663		1872301663	
O	0253411665		1872301665	
P	0253411667		1872301667	
Q	0253411669		1872301669	
R	0253411671		1872301671	
S	0253411673		1872301673	
T	0253411676		1872301676	
U	0253411679		1872301679	
V	0253411681		1872301681	
W	0253411683		1872301683	
X	0253411687		1872301687	
Y	0253411696		1872301696	
Z	0253411698		1872301698	

CLI C 3-6

Special characters

Technical specification

Conductor cross-section	16 mm ² - 70 mm ²
Cond. ext. Ø	8.0 mm - 16.0 mm
Length	6 mm

Printing	yellow		white	
	MultiPack Qty.=20 Order No.	CD Qty.= Order No.	MultiPack Qty.=20 Order No.	CD Qty.= Order No.
Ä	0253411697		1872301697	
Å	0253411699		1872301699	
Ö	0253411695		1872301695	
+	0253411738		1872301738	
-	0253411740		1872301740	
/	0253411742		1872301742	
.	0253411748		1872301748	
:	0253411750		1872301750	
=	0253411751		1872301751	
~	0253411752		1872301752	
±	0253411746		1872301746	

Technical specification

Material PVC, soft
 UL 94 flammability rating corresponds to V-0
 Temperature range -30 °C to +80 °C



CLI C 3-6

Special characters

Technical specification

Conductor cross-section 16 mm² - 70 mm²
 Cond. ext. Ø 8.0 mm - 16.0 mm
 Length 6 mm

Ordering data

Printing	blue		red	
	MultiPack Qty.=20 Order No.	CD Qty.= Order No.	MultiPack Qty.=20 Order No.	CD Qty.= Order No.
-	0253411741			
N	0253411664			
+			0253411737	

CLI C 3-9

Special characters

Technical specification

Conductor cross-section 16 mm² - 70 mm²
 Cond. ext. Ø 8.0 mm - 16.0 mm
 Length 9 mm

Printing	yellow		white	
	MultiPack Qty.=20 Order No.	CD Qty.= Order No.	MultiPack Qty.=20 Order No.	CD Qty.= Order No.
L1	0253511728		1872651728	
L2	0253511729		1872651729	
L3	0253511730		1872651730	
A1	0253511726		1872651726	
A2	0253511727		1872651727	
PE	0253511733			
SL	0253511735			
X1	0253511750			
X2	0253511751			
X3	0253511752			
PEN	1872661733		1872651734	

CableLine® - CLI R 02

The CLI R installation mandrels, fitted with CLI C 02 or CLI C 1 markers, are supplied ready to use.

Technical specification

Material	PVC, soft
UL 94 flammability rating	corresponds to V-0
Temperature range	-30 °C - to +80 °C



CLI R 02

0 - 9

Technical specification

Conductor cross-section	0.5 mm ² - 1.5 mm ²
Cond. ext. Ø	1.0 mm - 3.0 mm
Length	3 mm

Ordering data

Printing	yellow		white	
	MultiPack Qty.=10 Order No.	CD Qty.= Order No.	MultiPack Qty.=10 Order No.	CD Qty.= Order No.
0	0560001501		1872711502	
1	0560001504		1872711505	
2	0560001507		1872711508	
3	0560001510		1872711511	
4	0560001513		1872711514	
5	0560001516		1872711517	
6	0560001519		1872711520	
7	0560001522		1872711523	
8	0560001525		1872711526	
9	0560001528		0560001530	

CLI R 02

A - Z

Technical specification

Conductor cross-section	0.5 mm ² - 1.5 mm ²
Cond. ext. Ø	1.0 mm - 3.0 mm
Length	3 mm

Printing	yellow		white	
	MultiPack Qty.=10 Order No.	CD Qty.= Order No.	MultiPack Qty.= Order No.	CD Qty.= Order No.
A	0560001638			
B	0560001640			
C	0560001642			
D	0560001644			
E	0560001646			
F	0560001648			
G	0560001650			
H	0560001652			
I	0560001654			
J	0560001656			
K	0560001658			
L	0560001660			
M	0560001662			
N	0560001664			
O	0560001666			
P	0560001668			
Q	0560001670			
R	0560001672			
S	0560001675			
T	0560001678			
U	0560001680			
V	0560001682			
W	0560001684			
X	0560001693			
Y	0560001697			
Z	0560001699			

CLI R 02

Special characters

Technical specification

Conductor cross-section	0.5 mm ² - 1.5 mm ²
Cond. ext. Ø	1.0 mm - 3.0 mm
Length	3 mm

Printing	yellow		white	
	MultiPack Qty.=10 Order No.	CD Qty.= Order No.	MultiPack Qty.= Order No.	CD Qty.= Order No.
Ä	0560001696			
Å	0560001698			
Ö	0560001695			
+	0560001738			
-	0560001740			
/	0560001743			
.	0560001749			
±	0560001745			

Technical specification

Material PVC, soft
 UL 94 flammability rating corresponds to V-0
 Temperature range -30 °C - to +80 °C



CLI R 02-3

Special characters

Technical specification

Conductor cross-section 0.5 mm² - 1.5 mm²
 Cond. ext. Ø 1.0 mm - 3.0 mm
 Length 3 mm

Ordering data

Printing	blue		red	
	MultiPack Qty.=10 Order No.	CD Qty.= Order No.	MultiPack Qty.=10 Order No.	CD Qty.= Order No.
+	0560001737		0560001739	
-	0560001741			
N	0560001746			

CLI R 1-3

0 - 9

Technical specification

Conductor cross-section 1.5 mm² - 4 mm²
 Cond. ext. Ø 3.0 mm - 5.0 mm
 Length 3 mm

Printing	yellow		white	
	MultiPack Qty.=10 Order No.	CD Qty.= Order No.	MultiPack Qty.= Order No.	CD Qty.= Order No.
0	0572901503			
1	0572901506			
2	0572901509			
3	0572901512			
4	0572901515			
5	0572901518			
6	0572901521			
7	0572901524			
8	0572901527			
9	0572901530			

CLI R 1-3

A - Z

Technical specification

Conductor cross-section 1.5 mm² - 4 mm²
 Cond. ext. Ø 3.0 mm - 5.0 mm
 Length 3 mm

Printing	yellow		white	
	MultiPack Qty.=10 Order No.	CD Qty.= Order No.	MultiPack Qty.= Order No.	CD Qty.= Order No.
A	0572901638			
B	0572901640			
C	0572901642			
D	0572901644			
E	0572901646			
F	0572901648			
G	0572901650			
H	0572901652			
I	0572901654			
J	0572901656			
K	0572901658			
L	0572901660			
M	0572901662			
N	0572901664			
O	0572901666			
P	0572901668			
Q	0572901670			
R	0572901672			
S	0572901675			
T	0572901678			
U	0572901680			
V	0572901682			
W	0572901684			
X	0572901693			
Y	0572901697			
Z	0572901699			

CableLine® - CLI R 1-3, 1-9, 1-12

Technical specification

Material	PVC, soft
UL 94 flammability rating	corresponds to V-0
Temperature range	-30 °C to +80 °C



CLI R 1-3

Special characters

Technical specification

Conductor cross-section	1.5 mm ² - 4 mm ²
Cond. ext. Ø	3.0 mm - 5.0 mm
Length	3 mm

Ordering data

Printing	yellow		white	
	MultiPack Qty.=10 Order No.	CD Qty.= Order No.	MultiPack Qty.= Order No.	CD Qty.= Order No.
Ä	0572901696			
Å	0572901698			
Ö	0572901695			
+	0572901738			
-	0572901740			
/	0572901743			
.	0572901749			
±	0572901745			

CLI R 1-3

Special characters

Technical specification

Conductor cross-section	1.5 mm ² - 4 mm ²
Cond. ext. Ø	3.0 mm - 5.0 mm
Length	3 mm

Printing	blue		red	
	MultiPack Qty.=10 Order No.	CD Qty.= Order No.	MultiPack Qty.=10 Order No.	CD Qty.= Order No.
-	0572901741			
N	0572901746			
+			0572901739	

CLI R 1-9

Technical specification

Conductor cross-section	1.5 mm ² - 4 mm ²
Cond. ext. Ø	3.0 mm - 5.0 mm
Length	9 mm

Printing	Colour	Text colour	Qty.	Order No.
L1I	● brown	white	10	1872761030
L2I	● black	white	10	1872761031
L3I	○ white	black	10	1872761032
L1U	● brown	white	10	1872761033
L2U	● black	white	10	1872761034
L3U	○ white	black	10	1872761035
NJU	● Blue	black	10	1872761036

CLI R 1-12

Technical specification

Conductor cross-section	1.5 mm ² - 4 mm ²
Cond. ext. Ø	3.0 mm - 5.0 mm
Length	12 mm

Printing	Colour	Text colour	Qty.	Order No.
L1Jl	● brown	black	10	1872751030
L2Jl	● black	black	10	1872751031
L3Jl	○ white	black	10	1872751032
L1Jl	● Blue	black	10	1872751033
L2Jl	● Blue	black	10	1872751034
L3Jl	● Blue	black	10	1872751035

Open wire markers

CLI O wire markers are fitted to connected wires, which makes them suitable for updating existing facilities. Three different sizes are available to mark wire cross-sections from 0.4 mm² to maximum 4.0 mm². Profile and design guarantee the secure and permanent attachment of the individually combinable markers.

Advantages

- Open markers for connected wires
- Marker profile with anti-rotation safeguard for combination marking
- Perfect for all marking tasks of retrofitted wiring
- Extremely low space requirements
- Rapid clip-on attachment saves time



CLI O

Version	Open markers made from hard PVC. The flexible and sturdy barbed hooks guarantee secure attachment on the wire. Standard, special and international colour-code compliant prints available.
Material	Hard PVC, cadmium- and silicone-free
Temperature range	-30 °C to +80 °C.
Flammability classification	Corresponds to V0 to UL 94
Resistance	Highly resistant to oils and petrol as well as gamma and UV radiation
Printing	Laser marking

CableLine® - CLI O 10

Technical specification

Material	PVC, soft
UL 94 flammability rating	corresponds to V-0
Temperature range	-30 °C to +80 °C



CLI O 10

0 - 9

Technical specification

Conductor cross-section	0.4 mm ² - 1.5 mm ²
Cond. ext. Ø	2.0 mm - 3.0 mm
Length	3 mm

Ordering data

Printing	yellow		white	
	MultiPack Qty.=200 Order No.	CD Qty.= Order No.	MultiPack Qty.=200 Order No.	CD Qty.= Order No.
0	0648001502		1872681502	
1	0648001505		1872681505	
2	0648001508		1872681508	
3	0648001511		1872681511	
4	0648001514		1872681514	
5	0648001517		1872681517	
6	0648001520		1872681520	
7	0648001523		1872681523	
8	0648001526		1872681526	
9	0648001529		1872681529	

CLI O 10

A - Z

Technical specification

Conductor cross-section	0.4 mm ² - 1.5 mm ²
Cond. ext. Ø	2.0 mm - 3.0 mm
Length	3 mm

Printing	yellow		white	
	MultiPack Qty.=200 Order No.	CD Qty.= Order No.	MultiPack Qty.= Order No.	CD Qty.= Order No.
A	0648001637			
B	0648001639			
C	0648001641			
D	0648001643			
E	0648001645			
F	0648001647			
G	0648001649			
H	0648001651			
I	0648001653			
J	0648001655			
K	0648001657			
L	0648001659			
M	0648001661			
N	0648001663			
O	0648001665			
P	0648001667			
Q	0648001669			
R	0648001671			
S	0648001673			
T	0648001676			
U	0648001679			
V	0648001681			
W	0648001683			
X	0648001687			
Y	0648001696			
Z	0648001698			

CLI O 10

Special characters

Technical specification

Conductor cross-section	0.4 mm ² - 1.5 mm ²
Cond. ext. Ø	2.0 mm - 3.0 mm
Length	3 mm

Printing	yellow		white	
	MultiPack Qty.=200 Order No.	CD Qty.= Order No.	MultiPack Qty.=200 Order No.	CD Qty.= Order No.
Ä	0648001697			
Å	0648001699			
Ö	0648001695			
+	0648001738		1872681738	
-	0648001740		1872681740	
⊥	0648001746			

CLI O 10

Special characters

Technical specification

Conductor cross-section	0.4 mm ² - 1.5 mm ²
Cond. ext. Ø	2.0 mm - 3.0 mm
Length	3 mm

Printing	blue		red	
	MultiPack Qty.=200 Order No.	CD Qty.= Order No.	MultiPack Qty.=200 Order No.	CD Qty.= Order No.
-	0648001741			
+			0648001737	

Technical specification

Material	PVC, soft
UL 94 flammability rating	corresponds to V-0
Temperature range	-30 °C to +80 °C

**CLI O 20****0 - 9****Technical specification**

Conductor cross-section	1.5 mm ² - 2.5 mm ²
Cond. ext. Ø	3.0 mm - 4.0 mm
Length	3 mm

Ordering data

Printing	yellow		white	
	MultiPack Qty.=200 Order No.	CD Qty.= Order No.	MultiPack Qty.=200 Order No.	CD Qty.= Order No.
0	0648101502		1872691502	
1	0648101505		1872691505	
2	0648101508		1872691508	
3	0648101511		1872691511	
4	0648101514		1872691514	
5	0648101517		1872691517	
6	0648101520		1872691520	
7	0648101523		1872691523	
8	0648101526		1872691526	
9	0648101529		1872691529	

CLI O 20**A - Z****Technical specification**

Conductor cross-section	1.5 mm ² - 2.5 mm ²
Cond. ext. Ø	3.0 mm - 4.0 mm
Length	3 mm

Printing	yellow		white	
	MultiPack Qty.=200 Order No.	CD Qty.= Order No.	MultiPack Qty.= Order No.	CD Qty.= Order No.
A	0648101637			
B	0648101639			
C	0648101641			
D	0648101643			
E	0648101645			
F	0648101647			
G	0648101649			
H	0648101651			
I	0648101653			
J	0648101655			
K	0648101657			
L	0648101659			
M	0648101661			
N	0648101663			
O	0648101665			
P	0648101667			
Q	0648101669			
R	0648101671			
S	0648101673			
T	0648101676			
U	0648101679			
V	0648101681			
W	0648101683			
X	0648101687			
Y	0648101696			
Z	0648101698			

CLI O 20**Special characters****Technical specification**

Conductor cross-section	1.5 mm ² - 2.5 mm ²
Cond. ext. Ø	3.0 mm - 4.0 mm
Length	3 mm

Printing	yellow		white	
	MultiPack Qty.=200 Order No.	CD Qty.= Order No.	MultiPack Qty.=200 Order No.	CD Qty.= Order No.
Ä	0648101697			
Å	0648101699			
Ö	0648101695			
+	0648101738		1872691738	
-	0648101740		1872691740	
±	0648101746			

CLI O 20**Special characters****Technical specification**

Conductor cross-section	1.5 mm ² - 2.5 mm ²
Cond. ext. Ø	3.0 mm - 4.0 mm
Length	3 mm

Printing	blue		red	
	MultiPack Qty.=200 Order No.	CD Qty.= Order No.	MultiPack Qty.=200 Order No.	CD Qty.= Order No.
-	0648101741			
+			0648101737	

CableLine® - CLI O 30

Technical specification

Material	PVC, soft
UL 94 flammability rating	corresponds to V-0
Temperature range	-30 °C to +80 °C



CLI O 30

0 - 9

Technical specification

Conductor cross-section	2.5 mm ² - 4 mm ²
Cond. ext. Ø	4.0 mm - 5.0 mm
Length	3 mm

Ordering data

Printing	yellow		white	
	MultiPack Qty.=200 Order No.	CD Qty.= Order No.	MultiPack Qty.=200 Order No.	CD Qty.= Order No.
0	0648201502		1872701502	
1	0648201505		1872701505	
2	0648201508		1872701508	
3	0648201511		1872701511	
4	0648201514		1872701514	
5	0648201517		1872701517	
6	0648201520		1872701520	
7	0648201523		1872701523	
8	0648201526		1872701526	
9	0648201529		1872701529	

CLI O 30

A - Z

Technical specification

Conductor cross-section	2.5 mm ² - 4 mm ²
Cond. ext. Ø	4.0 mm - 5.0 mm
Length	3 mm

Printing	yellow		white	
	MultiPack Qty.=200 Order No.	CD Qty.= Order No.	MultiPack Qty.=200 Order No.	CD Qty.= Order No.
A	0648201637			
B	0648201639			
C	0648201641			
D	0648201643			
E	0648201645			
F	0648201647			
G	0648201649			
H	0648201651			
I	0648201653			
J	0648201655			
K	0648201657			
L	0648201659			
M	0648201661			
N	0648201663			
O	0648201665			
P	0648201667			
Q	0648201669			
R	0648201671			
S	0648201673			
T	0648201676			
U	0648201679			
V	0648201681			
W	0648201683			
X	0648201687			
Y	0648201696			
Z	0648201698			

CLI O 30

Special characters

Technical specification

Conductor cross-section	2.5 mm ² - 4 mm ²
Cond. ext. Ø	4.0 mm - 5.0 mm
Length	3 mm

Printing	yellow		white	
	MultiPack Qty.=200 Order No.	CD Qty.= Order No.	MultiPack Qty.=200 Order No.	CD Qty.= Order No.
Ä	0648201697			
Å	0648201699			
Ö	0648201695			
+	0648201738		1872701738	
-	0648201740		1872701740	
±	0648201746			

CLI O 30

Special characters

Technical specification

Conductor cross-section	2.5 mm ² - 4 mm ²
Cond. ext. Ø	4.0 mm - 5.0 mm
Length	3 mm

Printing	blue		red	
	MultiPack Qty.=200 Order No.	CD Qty.= Order No.	MultiPack Qty.=200 Order No.	CD Qty.= Order No.
-	0648201741			
+			0648201737	

Cable markers and holders

CLI M identification markers are slid onto CLI MH carrier strips and secured by means of cable ties. CLI MH strips are available in two lengths. This system is particularly suitable for wires and cables with large cross-sections.

Advantages

- Combination markers for marking cables and conduits
- One size for all diameters from 16 mm²
- Unrestricted combination options
- Closed, captive marking
- Very good legibility



CLI MH

Version	CLI MH carrier strips for CLI M markers are available in lengths of 70 and 110 mm for 10 or 20 CLI M markers respectively. They are attached using one or two cable ties.
Material	PA 6.6
Temperature range	-30 °C to +80 °C
Flammability classification	V2 to UL 94
Resistance	Highly resistant to oils and petrol as well as gamma and UV radiation
Width of cable tie	Maximum 6.2 mm



CLI M

Version	Closed, oval combination markers. The markers are slid onto CLI MH holders and secured by means of cable ties. Standard, special and international colour-code compliant prints available.
Material	Soft PVC, cadmium- and silicone-free
Temperature range	-30 °C to +80 °C
Flammability classification	Corresponds to V0 to UL 94
Resistance	Highly resistant to oils and petrol as well as gamma and UV radiation
Printing	Laser marking

CableLine® - CLI M 2-4, 2-6

Technical specification

Material	PVC, soft
UL 94 flammability rating	corresponds to V-0
Temperature range	-30 °C to +80 °C



CLI M 2-4

0 - 9

Technical specification

Conductor cross-section	16 mm ² - 500 mm ²
Cond. ext. Ø	10,0 mm - 317,0 mm
Length	4 mm

Ordering data

Printing	yellow		white	
	MultiPack	CD	MultiPack	CD
	Qty.=100 Order No.	Qty.=500 Order No.	Qty.=100 Order No.	Qty.=500 Order No.
0	1733651502	1568301502	1871371502	1568301000
1	1733651505	1568301505	1871371505	1568301697
2	1733651508	1568301508	1871371508	1568300002
3	1733651511	1568301511	1871371511	1568300003
4	1733651514	1568301514	1871371514	1568300004
5	1733651517	1568301517	1871371517	1568300005
6	1733651520	1568301520	1871371520	1568300006
7	1733651523	1568301523	1871371523	1568300007
8	1733651526	1568301526	1871371526	1568300008
9	1733651529	1568301529	1733651530	1568301530

CLI M 2-4

A - Z

Technical specification

Conductor cross-section	16 mm ² - 500 mm ²
Cond. ext. Ø	10,0 mm - 317,0 mm
Length	4 mm

Printing	yellow		white	
	MultiPack	CD	MultiPack	CD
	Qty.=100 Order No.	Qty.=500 Order No.	Qty.=100 Order No.	Qty.=500 Order No.
A	1733651637	1568301637	1871371637	1568301021
B	1733651639	1568301639	1871371639	1568301022
C	1733651641	1568301641	1871371641	1568301023
D	1733651643	1568301643	1871371643	1568301024
E	1733651645	1568301645	1871371645	1568301025
F	1733651647	1568301647	1871371647	1568301026
G	1733651649	1568301649	1871371649	1568301027
H	1733651651	1568301651	1871371651	1568301028
I	1733651653	1568301653	1871371653	1568301029
J	1733651655	1568301655	1871371655	1568301030
K	1733651657	1568301657	1871371657	1568301031
L	1733651659	1568301659	1871371659	1568301032
M	1733651661	1568301661	1871371661	1568301033
N	1733651663	1568301663	1871371663	1568301034
O	1733651665	1568301665	1871371665	1568301035
P	1733651667	1568301667	1871371667	1568301036
Q	1733651669	1568301669	1871371669	1568301037
R	1733651671	1568301671	1871371671	1568301038
S	1733651673	1568301673	1871371673	1568301039
T	1733651676	1568301676	1871371676	1568301040
U	1733651679	1568301679	1871371679	1568301041
V	1733651681	1568301681	1871371681	1568301042
W	1733651683	1568301683	1871371683	1568301043
X	1733651687	1568301687	1871371687	1568301044
Y	1733651696	1568301696	1871371696	1568301045
Z	1733651698	1568301698	1871371698	1568301046

Technical specification

Material	PVC, soft
UL 94 flammability rating	corresponds to V-0
Temperature range	-30 °C to +80 °C

**CLI M 2-4****Special characters****Technical specification**

Conductor cross-section	16 mm ² - 500 mm ²
Cond. ext. Ø	10,0 mm - 317,0 mm
Length	4 mm

Ordering data

Printing	yellow		white	
	MultiPack	CD	MultiPack	CD
	Qty.=100 Order No.	Qty.=500 Order No.	Qty.=100 Order No.	Qty.=500 Order No.
Ä	1733651697	1568301694	1871371697	1568301056
Å	1733651699	1568301699	1871371699	1568301055
Ö	1733651695	1568301695	1871371695	1568301057
+	1733651738	1568301738	1871371738	1568301048
-	1733651740	1568301740	1871371740	1568301049
/	1733651742	1568301742	1871371742	1568301050
.	1733651748	1568301748	1871371748	1568301047
:	1733651750	1568301750	1871371750	1568301054
=	1733651751	1568301751	1871371751	1568301052
~	1733651752	1568301752	1871371752	1568301059
⊕	1733651747	1568301747	1871371747	1568301058
⊖	1733651746	1568301746	1871371746	1568301053
Æ		1568301735		
∅		1568301736		

CLI M 2-4**Special characters****Technical specification**

Conductor cross-section	16 mm ² - 500 mm ²
Cond. ext. Ø	10,0 mm - 317,0 mm
Length	4 mm

Printing	blue		red	
	MultiPack	CD	MultiPack	CD
	Qty.=100 Order No.	Qty.=500 Order No.	Qty.=100 Order No.	Qty.=500 Order No.
-	1733651741	1568301741		
N	1733651664	1568301664		
+			1733651737	1568301737

CLI M 2-6**Special characters****Technical specification**

Conductor cross-section	16 mm ² - 500 mm ²
Cond. ext. Ø	10,0 mm - 317,0 mm
Length	6 mm

Printing	yellow		white	
	MultiPack	CD	MultiPack	CD
	Qty.=100 Order No.	Qty.=250 Order No.	Qty.=100 Order No.	Qty.=250 Order No.
L1	1871751728	1871781728	1871741728	1871771728
L2	1871751729	1871781729	1871741729	1871771729
L3	1871751730	1871781730	1871741730	1871771730

CableLine® - Accessories



Holder for CLI M markers

Technical specification

Material	Polyamide
Cond. cross-section	16 mm ²

The CLI MH fixing strip for CLI M markers is available in lengths of 70 and 100 mm for 10 or 20 CLI M 2-4. Hold in place with one or two cable ties.

Ordering data

Type	Length	Material colour	Qty	Order No.
CLI MH 70	70 mm	black	100	0524400000
CLI MH 110	110 mm	black	100	0189400000



CLI CD-Box

Steel cassette to accommodate

- 25 CDs with CLI C 02-3
- 21 CDs with CLI C 1-3
- 14 CDs with CLI C 2-4
- 11 CDs with CLI M 2-4

Ordering data

Type	Qty	Order No.
CLI CD-Box	1	1763290000




CLI RH

Technical specification

Material	Polyamide
----------	-----------

Ordering data

Type	Ordering data	Qty	Order No.
CLI RH 20-02	non-fitted	1	0563700000
CLI RH 20-1	non-fitted	1	0563600000



WSK 12

Ordering data

Type	Width	Ordering data	Qty	Order No.
WSK 12	250 mm	Empty	1	0335900000
WSK 12	250 mm	with 1000 CLI C 1-3, 0,9	1	0336000000



CLI RS

The CLI RS installation mandrels, which are made from metal, are ideal for assembling conductors.

- CLI RS 3 for CLI C 02
- CLI RS 4 for CLI C 1 (max. Ø 4.2 mm)
- CLI RS 5 for CLI C 1 (max. Ø 5 mm)

Ordering data

Type	Ordering data	Material colour	Qty	Order No.
CLI RS 3	non-fitted	silver	1	0559200000
CLI RS 4	non-fitted	silver	1	0559300000
CLI RS 5	non-fitted	silver	1	0648300000

Technical specification

Material steel



CLI R

The CLI R installation mandrels are ideal for use with the CLI C for assembling conductors.

- CLI R 02 for CLI C 02-3
- CLI R 1 for CLI C 1-3

Ordering data

Type	Ordering data	Material colour	Qty	Order No.
CLI R 02 F. CLI C 02-3	non-fitted	red	20	0559900000
CLI R 1 F. CLI C 1-3	non-fitted	Blue	20	0532100000

Technical specification

Material POM

CableLine® - Accessories



CLI R 02-3

CLI R 02-3 as set with one each of installation mandrels 0-9, R, S, T; L, +, -, earth in yellow and neutral in grey.

Ordering data

Type	Qty	Order No.
CLI R 02-3 SET	19	0560001531



CLI R 1-3

CLI R 1-3 as set with one each of installation mandrels 0-9, R, S, T; L, +, -, earth in yellow, blank in grey.

Ordering data

Type	Qty	Order No.
CLI R 1-3 SET	19	0572901531

Stainless steel markers

WSM is a complete marking system for cables, wires, conduits and components. It offers markings that last in conditions that no other markers can withstand. The range consists of stainless steel character tiles, holders and cable ties – available separately or complete in the WSM Set and Service Box.

Advantages

- Durable, embossed characters for optimum legibility
- Resistant to heat, cold, corrosion, acids, chemicals, fire and more
- Individual and multi-character markings can also be combined
- Rapid attachment
- Ideal for outdoor applications
- Easy attachment with cable ties



WSM

Version	Marker holders designed with raised profiles at both ends to ensure the cable ties slide through easily. Individual or combined, the single marker plates are inserted into the holder. Special printing available.
Material	Acid-resistant stainless steel grade SS 2348 (AISI-316)
Temperature range	-80 °C to +500 °C.
Resistance	Fireproof. Resistant to heat, cold, corrosion, acids, chemical substances, and so forth.
Printing	High-quality embossed. Alphanumeric and special characters
Fixing accessories	Stainless steel cable ties with ball-bearing lock

WSM stainless steel markers



- completely rustproof and acid-resistant
- embossed characters easily legible even after painting
- also available with special printing embossed on holder
- Contents of WSM Service Box: 40 each of 0-9, A-Ö, +, -, x, /, :, ~, =, ü, earth, neutral. 200 cable ties 200 mm. Stainless steel holders 30 pieces each of 48 mm and 60 mm, 20 pieces of 84 mm and 10 pieces of 108 mm and 288 mm.

WSM tiles

Technical specification

Material	Stainless steel 1.4404
Width	9.9 mm

Ordering data

Type	Printing	Length	Qty	Order No.
WSM 10		5.5 mm	200	1712502000
WSM 10 0	0	5.5 mm	200	1712501000
WSM 10 1	1	5.5 mm	200	1712500001
WSM 10 2	2	5.5 mm	200	1712500002
WSM 10 3	3	5.5 mm	200	1712500003
WSM 10 4	4	5.5 mm	200	1712500004
WSM 10 5	5	5.5 mm	200	1712500005
WSM 10 6	6	5.5 mm	200	1712500006
WSM 10 7	7	5.5 mm	200	1712500007
WSM 10 8	8	5.5 mm	200	1712500008
WSM 10 9	9	5.5 mm	200	1712500009
WSM 10 A	A	5.5 mm	200	1712501637
WSM 10 B	B	5.5 mm	200	1712501639
WSM 10 C	C	5.5 mm	200	1712501641
WSM 10 D	D	5.5 mm	200	1712501643
WSM 10 E	E	5.5 mm	200	1712501645
WSM 10 F	F	5.5 mm	200	1712501647
WSM 10 G	G	5.5 mm	200	1712501649
WSM 10 H	H	5.5 mm	200	1712501651
WSM 10 I	I	5.5 mm	200	1712501653
WSM 10 J	J	5.5 mm	200	1712501655
WSM 10 K	K	5.5 mm	200	1712501657
WSM 10 L	L	5.5 mm	200	1712501659
WSM 10 M	M	5.5 mm	200	1712501661
WSM 10 N	N	5.5 mm	200	1712501663
WSM 10 O	O	5.5 mm	200	1712501665
WSM 10 P	P	5.5 mm	200	1712501667
WSM 10 Q	Q	5.5 mm	200	1712501669
WSM 10 R	R	5.5 mm	200	1712501671
WSM 10 S	S	5.5 mm	200	1712501673
WSM 10 T	T	5.5 mm	200	1712501676
WSM 10 U	U	5.5 mm	200	1712501679
WSM 10 V	V	5.5 mm	200	1712501681
WSM 10 W	W	5.5 mm	200	1712501683
WSM 10 X	X	5.5 mm	200	1712501687
WSM 10 Y	Y	5.5 mm	200	1712501696
WSM 10 Z	Z	5.5 mm	200	1712501698
WSM 10 Ä	Ä	5.5 mm	200	1712501054
WSM 10 Å	Å	5.5 mm	200	1712501700
WSM 10 Ö	Ö	5.5 mm	200	1712501055
WSM 10 Ü	Ü	5.5 mm	200	1712501699
WSM 10 Æ	Æ	5.5 mm	200	1712501672
WSM 10 Ø	Ø	5.5 mm	200	1712501670
WSM 10 ⚡	⚡	5.5 mm	200	1712501053
WSM 10 +	+	5.5 mm	200	1712501738
WSM 10 -	-	5.5 mm	200	1712501740
WSM 10 /	/	5.5 mm	200	1712501739
WSM 10 :	:	5.5 mm	200	1712501741
WSM 10 =	=	5.5 mm	200	1712501742
WSM 10 .	.	5.5 mm	200	1712501743
WSM 10 ~	~	5.5 mm	200	1712501056
WSM 10 ((5.5 mm	200	1712501744
WSM Service Box	see text above		1	1924930000



WSM holder

Technical specification

Material	Stainless steel 1.4404
Width	11 mm

Ordering data

Type	character	Length	Qty	Order No.
WSMH 48mm	6	47 mm	50	1774500000
WSMH 60mm	8	65 mm	50	1774510000
WSMH 84mm	12	87 mm	50	1774520000
WSMH 108mm	16	109 mm	50	1774530000
WSMH 288mm	46	288 mm	50	1774490000

WSM holder, Custom printing

Technical specification

Material	Stainless steel 1.4404
Width	10 mm

Type	character	Length	Qty	Order No.
WSMC 1-5	1-5	53.5 mm	1	1912170000
WSMC 6-10	6-10	74 mm	1	1891680000
WSMC 11-15	11-15	93 mm	1	1891670000
WSMC 16-20	16-20	112 mm	1	1912140000
WSMC 21-25	21-25	131 mm	1	1912150000
WSMC 26-30	26-30	150 mm	1	1912160000



WSM accessory - cable ties

Technical specification

Material	Stainless steel 1.4301
----------	------------------------

WeidSteel contains a comprehensive assortment of steel cable ties for extreme conditions such as high temperatures or severe chemical effects.

- Stainless steel to DIN AISI 304,
- patented closure enables easy, secure installation,
- patented rounded edges eliminate the risk of injury,
- ideal for use outdoors,
- radiation- and corrosion-resistant,
- anti-magnetic,
- no serrations, so no damage to the insulation.

Ordering data

Type	Width	Length	Qty	Order No.
SCT 4.6/127	4.6 mm	127 mm	100	1699800000
SCT 4.6/201	4.6 mm	201 mm	100	1699810000
SCT 4.6/266	4.6 mm	266 mm	100	1699900000
SCT 4.6/360	4.6 mm	360 mm	100	1699910000
SCT 4.6/520	4.6 mm	520 mm	100	1699920000
SCT 4.6/679	4.6 mm	679 mm	100	1699930000
SCT 4.6/838	4.6 mm	838 mm	100	1699940000



WSM accessory - tool

Technical specification

Material	metal
----------	-------

The WSM Tool is a tool for tightening steel cable ties. Two different versions are available: the automatic version allows you to tighten the cable tie and cut off the surplus end in one operation; the manual version is used exclusively for tying steel cable ties, afterwards the tie can be cut back by twisting it through 90°.

Ordering data

Type	Weight	Length	Qty	Order No.
WSM TOOL AUTOMATIC	600 g	180 mm	1	1774470000
WSM TOOL MANUAL	500 g	210 mm	1	1774480000

Steel cable tie - SCT



- Fully coated stainless steel cable ties
- Efficient rollerball locking device for fast and easy installation
- It can be tightened by hand or by tool
- These ties are recommended against environment conditions and corrosion like salt spray weathering, strength or extreme temperatures

Steel coated

Technical specification

Material	Stainless steel
Temperature, min.	-80 °C
Temperature, max.	150 °C

Ordering data

Type	Length	Width	Group Ø mm	Qty	Order No.
SCT-C 4.6/100	100 mm	4.6 mm	21 mm	100	1015220000
SCT-C 4.6/125	125 mm	4.6 mm	27 mm	100	1015230000
SCT-C 4.6/150	150 mm	4.6 mm	35 mm	100	1015240000
SCT-C 4.6/200	200 mm	4.6 mm	50 mm	100	1015250000
SCT-C 4.6/360	360 mm	4.6 mm	100 mm	100	1015270000
SCT-C 4.6/520	520 mm	4.6 mm	150 mm	100	1015280000
SCT-C 4.6/680	680 mm	4.6 mm	200 mm	100	1015290000
SCT-C 4.6/840	840 mm	4.6 mm	250 mm	100	1015300000
SCT-C 7.9/200	200 mm	7.9 mm	50 mm	100	1015310000
SCT-C 7.9/360	360 mm	7.9 mm	100 mm	100	1015320000
SCT-C 7.9/520	520 mm	7.9 mm	150 mm	100	1015330000
SCT-C 7.9/680	680 mm	7.9 mm	200 mm	100	1015340000
SCT-C 7.9/840	840 mm	7.9 mm	250 mm	100	1015350000



CB cable ties provide fixings for cables and markers for special requirements. They are especially suitable for fixing CLI M, SFX, WKM and WKS cable markers. The material consists of unbreakable polyamide PA 6.6 with UL94 flammability rating V2.

Cable ties

Ordering data

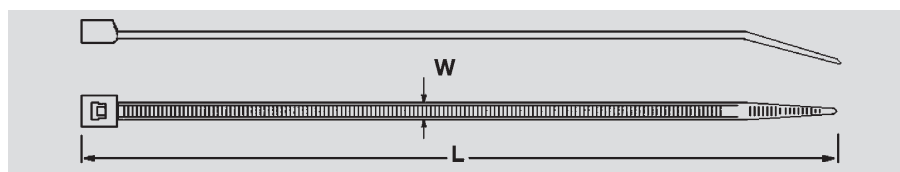
Technical specification

Material: Polyamide
 Flammability class: V2 acc. to UL 94
 Colour: natural and black
 Temperature range:
 • Continuous operating temperature: (after assembly) -40 °C to +85 °C
 • Installation temperature: (during assembly) -10 °C to +60 °C
 • Short-term up to: +110 °C
 • Melting point: +256 °C
 Oxygen index (LOI): 27%
 Approval according to EN 50 146
 Halogen-free
 Resistance to chemicals:
 • Excellent resistance to alkalis, oils, grease, oil products, chlorate solvents
 • Limited resistance to all acids
 • No resistance to phenols

Approvals:



Type	Dimensions (LxW) mm	Qty.	Min. (mm) bundle-Ø	Max. (mm) bundle-Ø	Min. Tensile strength in N	Order No. natural	Order No. black
CB 98/2.5	98 x 2.5	100	1	21	80	1278600000	1697890000
CB 120/4.5	120 x 4.5	100	2,5	24	220	7940006052	7940006053
CB 120/7.8	120 x 7.8	100	3,5	24	540	7940006062	7940006063
CB 135/2.5	135 x 2.5	100	1	32	80	7940006040	7940006047
CB 140/3.6	140 x 3.6	100	2	35	130	1278700000	1697900000
CB 160/4.5	160 x 4.5	100	2,5	40	220	1723540000	1723560000
CB 160/2.6	160 x 2.6	100	1	40	80	7940006048	7940006049
CB 178/4.8	178 x 4.8	100	2	45	220	1723550000	1723570000
CB 200/4.8	200 x 4.8	100	3	50	220	1278800000	1697910000
CB 200/2.6	200 x 2.6	100	1	50	80	7940006050	7940006051
CB 200/3.6	200 x 3.6	100	2	50	130	1720630000	1720660000
CB 180/7.8	180 x 7.8	100	3,5	45	540	7940006064	7940006065
CB 225/12.5	225 x 12.5	100	7,5	57	1080	7940006076	7940006077
CB 240/7.8	240 x 7.8	100	3,5	63	540	7940006066	7940006067
CB 250/4.8	250 x 4.8	100	3	68	220	7940006054	7940006055
CB 290/3.6	290 x 3.6	100	2	80	130	1720640000	1720650000
CB 290/4.8	290 x 4.8	100	3,5	80	220	1278900000	1697920000
CB 300/7.8	300 x 7.8	100	4	80	540	7940006068	7940006069
CB 370/3.6	370 x 3.6	100	2	103	130	7940006056	7940006057
CB 360/4.8	360 x 4.8	100	3,5	103	220	1279000000	1697930000
CB 365/7.8	365 x 7.8	100	8	100	540	1279100000	1697940000
CB 390/4.8	390 x 4.8	100	3,5	106	220	7940006058	7940006059
CB 430/4.8	430 x 4.8	100	3,5	115	220	7940006060	7940006061
CB 450/7.8	450 x 7.8	100	35	130	540	7940006070	7940006071
CB 500/12.5	500 x 12,5	100	30	143	1080	7940006078	7940006079
CB 540/7.8	540 x 7,8	100	35	158	540	7940006072	7940006073
CB 750/7.8	750 x 7,8	100	35	220	540	1720680000	1720670000
CB 780/9.0	780 x 9,0	100	32	233	700	7940006074	7940006075
CB 850/12.5	850 x 12,5	100	40	255	1080	7940006082	
CB 1000/12.5	1000 x 12,5	100	40	302	1080	7940006084	7940006085



Plastic cable ties

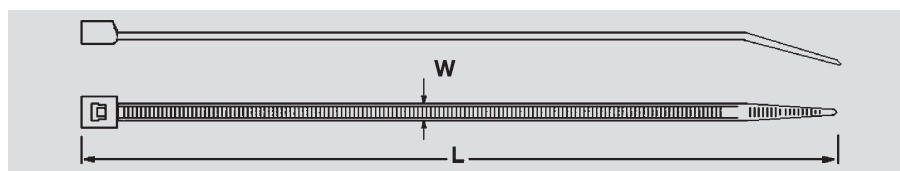


Accessories - holders

CBDM	Cable tie direct mounting for cable harness max. Ø 50 mm, total length: 200 mm
CBH 8.1/6.2	Cable tie retainer for use on mounting plate Max. plate thickness 3.2 mm, hole Ø max. 6.2 mm
CBH 19/19	Cable tie retainer for sticking on, surface: 19 x 19 mm
CBH 27/27	Cable tie retainer for sticking on, surface: 27 x 27 mm
CB-R	Releasable cable ties

Ordering data

Type	Dimensions (LxW) mm	Qty.	Min. (mm) bundle-Ø	Max. (mm) bundle-Ø	Min. Tensile strength in N	Order No. natural	Order No. black
CB-R 200/7.5	200 x 7.5mm	100	6	50	220	1059200000	1059210000
CB-R 250/7.5	250 x 7.5mm	100	6	65	220	1059220000	1059230000
CB-R 350/7.5	350 x 7.5mm	100	6	100	220	1059240000	1059250000
CBH 8.1/6.2	8.1 x 6.2	100				1279200000	
CBH 19/19	19 x 19	100				1289200000	1697950000
CBH 27/27	27 x 27	100				1289400000	1697960000
CBDM 200/4.5	200 x 4.5	100	50	220		1279300000	



Accessories - tools

The RT 1 is a compact, pistol-shaped tool for fastening and cutting cable-ties in one operation. The tension is widely adjustable, ranging from short to standard cable-ties. The RT 1 is designed for bundles with a diameter of 1.6 mm to 100 mm

Ordering data

Type	Length	Weight	Qty	Order No.
RT 1	160 mm	260 g	1	1296000000

Device markers

Device markers	Introduction	D.2
	DMC	D.3
	ESG - tags	D.4
	SwitchMark SM	D.6
	ClipCard CC	D.8
	LogiMark	D.10
	Blank labels	D.11
	Printed labels	D.14


Introduction

Markers for devices and installations

Device and installation markers round off the range of switch-gear markers. By utilising Weidmüller's device markers, users comply with official regulations requiring marking of electrical equipment. Weidmüller offers corresponding markers for devices made by well-known manufactures. Mirroring their original counterparts, these tags are attached with the traditional adhesive or rapid clip-on techniques. By utilising the corresponding software and system-compatible printer or plotter system, users can print their own markings on these markers.

Weidmüller also offers ready-to-use printed labels in the form of a Symbol Packs or Service Packs.

A samples bag containing a selection of device and installation markers is available under the order no. **1646370000**.



DMC

ESG

SwitchMark

ClipCard

Labels



	DMC	ESG	SwitchMark	ClipCard	Labels
Cable ducts				●	●
Automatic switchgear	●	●	●	●	●
Contactors	●	●	●		●
Electrical connections	●			●	●
Electrical devices	●			●	●
Machines					●
LED displays			●		
Keyboards			●	●	●
Lamps					●
Murr valve plug		●			
Tubes				●	●
Circuit-breakers	●	●			●
Relays	●	●			●
Shelves					●
Switches		●	●	●	●
Control desk		●	●	●	●
Transformers	●	●			●
Valves				●	●



DMC 12/27

A single tag size for cable cross-sections from 0.5–10 mm² means they are equally suitable for use on multi-core control lines as well as single core cables.

The large marking surface provides ample space for supplementary information

Technical data

Material	Polyamide PA 66, halogen-free
Temperature range	-40 °C... +100 °C
UL94 flammability rating	V2
Marking surface	12 x 27 mm
Suitable for cable diameters	1.5 – 7.5 mm
And conductor cross-sections	0.5 – 10 mm ²

Ordering data

Type	Colour	Qty.	Order No.
DMC 12/27 MC NE WS	white	50	1016030000
DMC 12/27 MC NE GE	yellow	50	1018190000

Custom printing

DMC 12/27 SDR	white	10	1038830000
---------------	-------	----	------------



ESG - tags



ESG - blank


Technical specification

UL 94 flammability rating	V2
Min. temperature, continuous	-40 °C
Max. temperature, continuous	100 °C
Material	Polyamide 66

ESG is the well-established marker in MultiCard format for many well-known devices. This is a high-quality device marker with a high-contrast appearance.

- For devices from ABB, Siemens, Moeller and Télémécanique.
- For universal use - available in self-adhesive and clip-on forms.
- Ideal for clipping to tag rails for marking rows of circuit-breakers or other equipment.
- Please do not use self-adhesive Multicard markers together with the SMARK.

Ordering data

Type	Application	Width/Length	Qty	Order No.
ESG 5/10 MC white	Turck/Beckhoff SAI distributo	10 mm/5 mm	400	1919940000
ESG 6/15 K MC yellow	self-adhesive	15 mm/6 mm	200	1880130000
ESG 6/15 MC Riders. white	Riderserie SCM/SRC	15 mm/6 mm	200	1881280000
ESG 6/15 K MC white	self-adhesive	15 mm/6 mm	200	1880100000
ESG 6/15 F MC NE WS	 Festo	15 mm/6 mm	200	1136810000
ESG 6/17 K MC yellow	self-adhesive	17 mm/6 mm	200	1880110000
ESG 6/17 K MC white	self-adhesive	17 mm/6 mm	200	1880120000
ESG 7/20 Sirius white	Siemens Sirius 3R/SCHS 3 u. 4	20 mm/7 mm	200	1736181044
ESG 7/20 Sirius yellow	Siemens Sirius 3R/SCHS 3 u. 4	20 mm/7 mm	200	1736181687
ESG 7/20 Sirius turquoise	Siemens Sirius 3R/SCHS 3 u. 4	20 mm/7 mm	200	1736181696
ESG 8/10 MC ASI white	Siemens AS interface	10 mm/8 mm	200	1736190000
ESG 8/11	BECKOFF/WAGO I/O MODULES	11 mm/8 mm	200	1897570000
ESG 8/13.5/43.3	WI SAI AKTIV UNIVERSAL	13.5 /43.3 mm/8 mm	5	1912130000
ESG 8/17 MC white	Télémécanique	17 mm/8 mm	200	1674740000
ESG 8/17 SCHS MC white	SCHS2	17 mm/8 mm	200	1720610000
ESG 8/17 Sys Pro M white	AEG/ABB-Stotz	17 mm/8 mm	200	1755340000
ESG 8/17 L MC white	Lumberg distributor	17 mm/8 mm	200	1890470000
ESG 8/19 MC white	AEG	19 mm/8 mm	200	1652220000
ESG-M 8/20 MC NE WS	Murr Cube67 & MVK MP	20 mm/8 mm	200	1027290000
ESG 9/6 MC white	WI SAI-Active series	6 mm/9 mm	400	1888360000
ESG 9/11K MC white	self-adhesive	11 mm/9 mm	200	1857440000
ESG 9/17 MC white	CLI TM sleeve	17 mm/9 mm	200	1724760000
ESG 9/17 K white	self-adhesive	17 mm/9 mm	200	1674760000
ESG 9/17 K yellow	self-adhesive	17 mm/9 mm	200	1753500000
ESG-M 9/17 MC NE WS	Murr MVP modules	17 mm/9 mm	200	1027280000
ESG 9/20 MC Universal white	Murr distr.+Festo CPV/CPI	20 mm/9 mm	200	1856720000
ESG 9/20 MC white w/o foot	TMC sleeve	20 mm/9 mm	200	1770500000
ESG 9/20 L MC white	Lumberg distributor	20 mm/9 mm	200	1890460000
ESG 9/20 L MC yellow	Lumberg distributor	20 mm/9 mm	200	1010860000
ESG 9/20 MC white	Siemens+Möller+WI SAI distributor	20 mm/9 mm	200	1609940000
ESG 9/20 MC yellow	Siemens+Möller+WI SAI distributor	20 mm/9 mm	200	1766160000
ESG 9/20 MC turquoise	Siemens+Möller+WI SAI distributor	20 mm/9 mm	200	1866690000
ESG 10/17 MC white	Allen Bradley/Festo MT	17 mm/10 mm	200	1856700000
ESG B&R X20 MC red	B&R X20 System	5 / 10 mm/2.5 mm	1120	1001170001
ESG B&R X20 MC orange	B&R X20 System	5 / 10 mm/2.5 mm	1120	1001160001
ESG B&R X20 MC white	B&R X20 System	5 / 10 mm/2.5 mm	1120	1001140001
ESG B&R X20 MC blue	B&R X20 System	5 / 10 mm/2.5 mm	1120	1001150001
ESG X20 10/7 MC red	B&R X20 System	7 mm/10 mm	240	1026570000
ESG X20 10/7 MC orange	B&R X20 System	7 mm/10 mm	240	1026580000
ESG X20 10/7 MC white	B&R X20 System	7 mm/10 mm	240	1026550000
ESG X20 10/7 MC blue	B&R X20 System	7 mm/10 mm	240	1026560000

ESG - Custom printing

Type	Width/Length	Qty	Order No.
ESG 5/10 MC	5 mm/10 mm	80	1038840000
ESG 6/15 K MC	15 mm/6 mm	40	1880090000
ESG 6/15 Riders.	15 mm/6 mm	40	1881290000
ESG 6/17 K MC	17 mm/6 mm	40	1880080000
ESG 8/11 MC	11 mm/8 mm	40	1038850000
ESG 8/13.5/43.3 SAI	13.5 /43.3 mm/8 mm	1	1038860000
ESG 8/17 Sys Pro M MC	17 mm/8 mm	40	1755350000
ESG 8/17 MC	17 mm/8 mm	40	1674750000
ESG 8/17 SCHS MC	17 mm/8 mm	40	1766640000
ESG 8/17 L MC	17 mm/8 mm	40	1038870000
ESG 8/19 MC	19 mm/8 mm	40	1652230000
ESG-M 8/20 MC	20 mm/8 mm	40	1038910000
ESG 9/11 K MC	11 mm/9 mm	40	1857450000
ESG 9/17 MC	17 mm/9 mm	40	1770480000
ESG 9/17 K MC	17 mm/9 mm	40	1674770000
ESG-M 9/17 MC	17 mm/9 mm	40	1038920000
ESG 9/20 Universal MC	20 mm/9 mm	40	1856730000
ESG 9/20 o. Foot MC	20 mm/9 mm	40	1770510000
ESG 9/20 MC	20 mm/9 mm	40	1609950000
ESG 10/17 MC	17 mm/10 mm	40	1856710000
ESG B&R X20 MC	5 /10 mm/2.5 mm	224	1038890000
ESG X20 10/7 MC	7 mm/10 mm	48	1038930000



ESG - accessory - tag carrier rail

Ordering data

Type	Application	Width/Length	Qty	Order No.
SCHS 1 black	ESO/protection strip	17 mm/1000 mm	1	0138900000
SCHS 2 self-adhesive black	ESG 8/17 SCH ; DEK ; WS	8 mm/1000 mm	1	1720600000
SCHS 2 black	ESG 8/17 SCH ; DEK ; WS	8 mm/1000 mm	1	0337400000
SCHS 3 self-adhesive black	ESG 7/20	10 mm/1000 mm	1	1753480000
SCHS 4 self-adhesive grey	ESG 7/20	10 mm/1000 mm	1	1753460000
STR SCHS 1 transparent		12.5 mm/500 mm	1	0139200000
ESO SCHS 1 white		12.5 mm/500 mm	1	0139000000

SwitchMark SM



SM - blank

Technical specification

Material	Polyamide 66, halogen-free
UL 94 flammability rating	V2
Min. temperature, continuous	-40 °C
Max. temperature, continuous	100 °C

SM is a marker system for control and signalling devices. The tags clip into the holder or are fixed with the adhesive tape already attached. Individual tags can be created with the SMark-Laser, PrintJet, Plotter or MC-Mobilo marking systems.

- Produce your own markers quickly and suit your needs.
- No need to keep stocks of expensive standard tags.
- Hardwearing printing quality with the PrintJet as a substitute or engraving.
- We recommend the ETO SM protective film for extreme applications.
- Holders can be used for the Ø 22 mm push-buttons from Siemens, ABB, Moeller and Télémécanique.

Ordering data

Type	Length (mm)	Qty.	Order No.				
			white	silver	grey	red	yellow
SM 27/8 MC	8	80	1699820000	1713680000	1079470000		1131870000
SM 27/12.5 MC	12.5	80	1699840000	1713700000	1079490000		1131860000
SM 27/18 MC	18	80	1699860000	1713740000	1014640000	1906110000	1131850000
SM 27/27 MC	27	60	1773220000	1773230000	1079510000		1131840000



SM - blank - self-adhesive

Technical specification

Material	Polyamide 66, halogen-free
UL 94 flammability rating	V2
Min. temperature, continuous	-40 °C
Max. temperature, continuous	100 °C

Ordering data

Type	Length (mm)	Qty.	Order No.				
			white	silver	grey	red	yellow
SM 22/22 K MC	22	80	1877570000	1877590000	1014650000		1131830000
SM 27/8 K MC	8	80	1812630000	1771930000	1079480000		1131820000
SM 27/12.5 K MC	12.5	80	1699880000	1713720000	1027830000		1131810000
SM 27/18 K MC	18	80	1707270000	1713760000	1073340000	1906120000	1915340000
SM 27/27 K MC	27	60	1783000000	1782990000	1079520000		1131800000



SM - Custom printing

Ordering data

Type	Length (mm)	Qty.	Order No.				
			Colour and print details				
SM 27/8	8	80	1699830000				
SM 27/8 K	8	80	1713690000				
SM 27/12.5	12.5	80	1699850000				
SM 27/12.5 K	12.5	80	1699890000				
SM 27/18	18	80	1699870000				
SM 27/18 K	18	80	1707280000				
SM 22/22 K	22	80	1877580000				
SM 27/27	27	60	1773240000				
SM 27/27 K	27	60	1783010000				



SM - accessory - holder

Technical specification

Material	Polyamide 66, halogen-free
UL 94 flammability rating	V2
Min. temperature, continuous	-40 °C
Max. temperature, continuous	100 °C
Colour	black

SM is a marker system for control and signalling devices. The tags clip into the holder or are fixed with the adhesive tape already attached. Individual tags can be created with the SMark-Laser, PrintJet, Plotter or MC-Mobilo marking systems.

- Produce your own markers quickly and suit your needs.
- No need to keep stocks of expensive standard tags.
- Hardwearing printing quality with the PrintJet as a substitute or engraving.
- We recommend the ETO SM protective film for extreme applications.
- Holders can be used for the Ø 22 mm push-buttons from Siemens, ABB, Moeller and Télémécanique.

Ordering data

Type	Length	width	Qty.	Order No.
SM-H 27/12.5	42 mm	27 mm	25	1716640000
SM-H 27/18	48 mm	27 mm	25	1716630000
SM-H 27/27	59 mm	27 mm	10	1782710000



SM - accessory - protective film

Technical specification

Material	Polyester film
UL 94 flammability rating	HB
Min. temperature, continuous	-20 °C
Max. temperature, continuous	80 °C
Colour	transparent

Ordering data

Type	Length	width	Labels per sheet	Qty.	Order No.
ETO SM 27/8	8 mm	27 mm	165	1	1720570000
ETO SM 27/12.5	12.5 mm	27 mm	100	1	1720580000
ETO SM 27/18	18 mm	27 mm	112	1	1720590002
ETO SM 22/22	22 mm	22 mm	117	1	1880720000
ETO SM 27/27	27 mm	27 mm	70	1	1805840000

ClipCard CC



The ClipCard device markers in MultiCard format represent an alternative to engraving. The range is used to identify electrical installations and switchgear. Thanks to the established MultiCard format, labelling with SMark-Laser, PrintJet, Plotter and MC-Mobilo is possible.

- Hardwearing printing quality with the PrintJet as a substitute for engraving
- Universal fixing
- Holder (fixed with screws or cable ties)
- Tag rail (self-adhesive or screwed)
- Self-adhesive tags

Technical data

Material	Polyamide 66, halogen-free
Flammability classification toUL94	V2
Temperature range °C	-40 ... 100
Temperature range °C	-40 ... 60 (self-adhesive)
Approved air humidity	Max. 60 %, only for screwable tags

ClipCard, blank



Ordering data

Type	Width x Length (mm)	Qty.	Order No.				
			white	silver	grey	red	yellow
CC 15/17 MC	15 x 17	80	1876570000	1876610000	1079530000		1131930000
CC 15/27 MC	15 x 27	80	1876770000	1876760000	1079550000		1131940000
CC 15/49 MC	15 x 49	40	1877260000	1877240000	1079570000		1076970000
CC 15/60 MC	15 x 60	40	1877350000	1877340000	1072640000		1131960000
CC 30/60 MC	30 x 60	30	1934420000	1934400000	1072670000		1009320000
CC 85/54 MC	54 x 85	10	1138400000		1138420000		1138410000

ClipCard, blank, self-adhesive



Ordering data

Type	Width x Length (mm)	Qty.	Order No.				
			white	silver	grey	red	yellow
CC 15/17 K MC	15 x 17	80	1876590000	1876580000	1079540000		1131920000
CC 15/27 K MC	15 x 27	80	1876640000	1876780000	1079560000		1131910000
CC 15/49 K MC	15 x 49	40	1877220000	1877270000	1079580000		1131970000
CC 15/60 K MC	15 x 60	40	1877310000	1877360000	1072650000		1131890000
CC 30/60 K MC	30 x 60	30	1934390000	1934330000	1072680000	1085430000	1078320000
CC 85/54 K MC	54 x 85	10	1138430000		1138450000		1138440000

Special print



Ordering data

Type	Width x Length (mm)	Qty.	Order No.				
			Colour and print details				
CC 15/17 MC	15 x 17	16	1876600000				
CC 15/17 K MC	15 x 17	16	1876620000				
CC 15/27 MC	15 x 27	16	1876750000				
CC 15/27 K MC	15 x 27	16	1876630000				
CC 15/49 MC	15 x 49	8	1877230000				
CC 15/49 K MC	15 x 49	8	1877200000				
CC 15/60 MC	15 x 60	8	1877320000				
CC 15/60 K MC	15 x 60	8	1877300000				
CC 30/60 MC	30 x 60	6	1934370000				
CC 30/60 K MC	30 x 60	6	1934410000				
CC 85/54 MC	54 x 85	2	1138460000				
CC 85/54 K MC	54 x 85	2	1138470000				

ClipCard, with hole, blank



Ordering data

Type	Width x Length (mm)	Qty.	Order No.			
			white	silver	grey	yellow
CC 15/60 O4MM MC	15 x 60	40	1057580000	1059990000		1131880000
CC 30/60 O4MM MC	30 x 60	30	1083150000		1083170000	1083160000

ClipCard, with hole, special print



Ordering data

Type	Width x Length (mm)	Qty.	Order No.			
			Colour and print details			
CC 15/60 O4MM MC	15 x 60	8	1060010000			
CC 30/60 O4MM MC	30 x 60	6	1083190000			

Holder

Ordering data

Type	Qty.	Order No.			
		black			
CC-H 15/17	75		1790430000		
CC-H 15/27	45		1790410000		
CC-H 15/49	25		1790420000		
CC-H 15/60	25		1878910000		
CC-H 30/60	10		1934430000		

Protective sleeve for holder



Ordering data

Type	Qty.	Order No.			
		transparent			
STR CC 15/17	80			1888310000	
STR CC 15/27	80			1888290000	
STR CC 15/49	40			1888300000	
STR CC 15/60	40			1888280000	
STR CC 30/60	10			1934450000	

Protective foil



Ordering data

Type	Labels per sheet	Qty.	Order No.			
			transparent			
ETO CC 15/17	228	1			1880850000	
ETO CC 15/27	133	1			1880810000	
ETO CC 15/49	76	1			1880830000	
ETO CC 15/60	57	1			1880840000	
ETO CC 30/60	27	10			1934440000	

Tag rail



Ordering data

Type	Qty.	Order No.			
		black		transparent	
CC-Rail 1000	1		1790150000		
CC-Rail 1000 transparent	1			1790160000	

LogiMark



LogiMark is a marker that is used for identifying a wide range of electrical installations and switchgears. Numerous diverse fixing arrangements are possible due to the fixing in a holder, with cable tie or screw, and attaching a self-adhesive LogiMark-Card. Users can label the cards individually using highly resistant thermal transfer or plotter printing.

- high-contrast thermal transfer printing,
- cheque-card or 1/2-card format.

LogiMark - blank

Technical specification

Material	Polyamide 66
UL 94 flammability rating	V2
Min. temperature, continuous	-40 °C
Max. temperature, continuous	100 °C

Ordering data

Type	Length	Width	Material colour	Qty	Order No.
LogiMark 1/2 Wh	85.4 mm	27 mm	white	200	1675111044
LogiMark 1/2 GE	85.4 mm	27 mm	yellow	200	1675111687
LogiMark 1/2 BL	85.4 mm	27 mm	Blue	200	1675111693
LogiMark 1/2 RT	85.4 mm	27 mm	red	200	1675111686
LogiMark 1/2 GN	85.4 mm	27 mm	green	200	1675111688
LogiMark 1/2 VI	85.4 mm	27 mm	magenta	200	1675111689
LogiMark 1/2 OR	85.4 mm	27 mm	Orange	200	1675111690
LogiMark 1/2 GR	85.4 mm	27 mm	grey	200	1675111691
LogiMark 1/2 BR	85.4 mm	27 mm	brown	200	1675111692
LogiMark WS	85.4 mm	54 mm	white	100	1607681044
LogiMark GE	85.4 mm	54 mm	yellow	100	1607681687
LogiMark BL	85.4 mm	54 mm	Blue	100	1607681693
LogiMark RT	85.4 mm	54 mm	red	100	1607681686
LogiMark BR	85.4 mm	54 mm	brown	100	1607681692
LogiMark GN	85.4 mm	54 mm	green	100	1607681688
LogiMark GR	85.4 mm	54 mm	grey	100	1607681691
LogiMark OR	85.4 mm	54 mm	Orange	100	1607681690
LogiMark VI	85.4 mm	54 mm	magenta	100	1607681689

LogiMark - Custom printing

Type	Length	Width	Qty	Order No.
Logimark 1/2	85.4 mm	27 mm	2	1675120000
Logimark	85.4 mm	54 mm	1	1607690000

LogiMark - accessory - holder

Technical specification

Material	Polyamide 66
UL 94 flammability rating	V2
Min. temperature, continuous	-40 °C
Max. temperature, continuous	100 °C

Type	Length	Width	Material colour	Qty	Order No.
LogiMark holder ES 1/2	90 mm	31 mm	grey	40	1675130002
LogiMark holder ES 1/2	90 mm	31 mm	black	40	1675130001
LogiMark holder ES	90 mm	58 mm	beige	20	1631640003
LogiMark holder ES	90 mm	58 mm	grey	20	1631640002
LogiMark holder ES	90 mm	58 mm	black	20	1631640001
LogiMark holder	90 mm	58 mm	black	20	1603290000

LogiMark - for self-adhesive

Type	Length	Width	Qty	Order No.
LogiMark DKB 1/2	81 mm	23 mm	20	1755100000
LogiMark DKB	81 mm	50 mm	10	1755110000



LM MT 300

- self-adhesive polyester labels
- suitable for A4 laser printer,
- abrasion-resistant
- high heat resistance
- for marking all kinds of switchgear and equipment,
- can also be written on with a ballpoint pen of the STI marking pen

Ordering data

Technical specification

Material	Polyester, PVC-free
UL 94 flammability rating	HB
Min. temperature, continuous	-45 °C
Max. temperature, continuous	150 °C

Type	Length	No. per pcs	Qty.	Order No. white	Order No. yellow	Order No. silver
LM 12x6	12	322	10		1882910000	
LM 15/4,63	15	627	10	1724141044	1724141687	1724140001
LM 15/6	15.2	484	10	1686361044	1686361687	1686360001
LM 15/9	15	186	10		1882890000	
LM 17x6	17	10	10		1835820000	
LM 17/9	17.8	341	10	1724151044	1724151687	1724150001
LM 18/6,5	18	290	10	1749321044	1749321687	1749320001
LM 19.05x6,3	19.05	10	10		1835830000	
LM 20/8	20.3	264	10	1686381044	1686381687	1686380001
LM PA 20/8	20.3	264	10		1874860000	
LM 25.4/12.7	25.4	147	10	1686391044	1686391687	1686390001
LM 26/10	26	156	10	1686401044	1686401687	1686400001
LM 26,5/17,5	26.5	10	10			1784340000
LM 27/8	27	198	10		1861510000	
LM 27/18	27	90	10			1873810000
LM 30/20	30	78	10	1724161044	1724161687	1724160001
LM 40/6	40	90	10	1760461044		
LM 56/22	56	36	10	1686421044	1686421687	1686420001
LM 60/36	60	21	10	1686431044	1686431687	1686430001
LM 89/34	89	16	10	1003400000		
LM 105/105	105	4	10			1975160000
LM 105/148	105	4	10	1724171044	1724171687	1724170001
LM 202/12	202	22	10		1915320000	
LM 210/148	210	2	10	1724181044	1724181687	1724180001
LM 210/297	210	1	10	1686441044	1686441687	1686440001

Blank labels



THM MT 30x – Polyester labels

Technical specification


Material	Polyester film
UL 94 flammability rating	HB
Min. temperature, continuous	-40 °C
Max. temperature, continuous	150 °C
Form of supply	Rolls, perforated

The ThermoMark labels offer brilliant printing quality thanks to the thermal transfer technology. Different materials and the user-friendly printing system of THM Pro plus M-Print Pro optimises every marking requirement.

- High-quality polyester labels in various colours available,
- Automatic positioning of the labels in the printer for perfect centring of the printing on every label.
- The THM Pro printer ensures hardwearing printing output.

Ordering data

Type	Length x Width	No. per reel	Qty.	Order No. white	Order No. yellow	Order No. silver
THM 8/8	8x8	10000	1	1954070000		
THM 15/4	15x4	10000	1		1072690000	
THM 15/5.08	15x5.08	10000	1		1964130000	
THM 15/6	15x6	10000	1	1753231044	1753231687	1753230001
THM 16/7	16x7	10000	1		1852520000	
THM 17x8	17x8	10000	1		1027620000	
THM 17/9	17x9	10000	1	1968130000	1856650000	
THM 18/6	18x6	10000	1	1753271044	1753271687	1753270001
THM 18/9	18x9	10000	1	1753251044	1753251687	1753250001
THM 20/8	20x8	10000	1	1753241044	1753241687	1753240001
THM 25.9/7.1	25.9x7.1	5000	1	1891770000		
THM 25/12	25x12	10000	1	1751751044	1751751687	1751750001
THM 26/10	26x10	10000	1	1751761044	1751761687	1751760001
THM 26.5/17.5	26.5x17.5	10000	1			1770090000
THM 30/20	30x20	6000	1	1753261044	1753261687	1753260001
THM 30/52	30x52	2000	1			1014680000
THM 32/9	32x9	6000	1	1751771044		1751770001
THM 38/17	38x17	4000	1	1011610000		
THM 38/19	38x19	2000	1	1751801044	1751801687	1751800001
THM 38/32	38x32	1000	1			1862350000
THM 45/23	45x23	2000	1	1751811044	1751811687	1751810001
THM 57/27	57x27	2000	1			1852540000
THM 65/35	65x35	1000	1	1751831044	1751831687	1751830001
THM 89/60	89x60	1000	1			1003410000
THM 101/48	101x48	500	1	1751821044	1751821687	1751820001
THM 101/74	101x74	500	1		1061810000	1762960001
THM 101/150	101x150	250	1			1778170000



Textile labels are made of very flexible cotton fabric. The delivery form in rolls is made for using thermal transfer printers. Thus a ticker adhesive layer is possible as with labels on A4 sheets. Both, the flexible material and the ticker adhesive layer, offers a better adhesive power and allows the use for angled or round object like cables or tubes.

THM GEW – Textile labels

Reels

Technical specification

Material	Vinyl coated cotton fabric
Min. temperature, continuous	-29 °C
Max. temperature, continuous	80 °C
Form of supply	Rolls, perforated

Ordering data

Type	Length x Width	No. per reel	Qty.	Order No. white	Order No. yellow
THM GEW 15/6	15x6	10000	1	1059780000	1059790000
THM GEW 17/9	17x9	10000	1	1059800000	1059810000
THM GEW 18/6	18x6	10000	1	1059820000	1059830000
THM GEW 18/9	18x9	10000	1	1059840000	1059850000
THM GEW 20/8	20x8	10000	1	1059870000	1059880000



THM EL

Technical specification

Material	Vinyl film
Min. temperature,	-40 °C
Max. temperature,	80 °C
Form of supply	Roll

THM EL are self-adhesive endless labels for marking cable ducts and distribution boxes. The labels are in 15 mm, 24 mm and 38 mm width on rolls in the colour white. The needed lengths of the label can be designed individually with the M-Print® PRO Advanced software by the customer. The printer THM Pro equipped with a cutting unit is the best solution for an optimum printing.

Ordering data

Type	Colour	Width	No. per sheet	Qty	Order No.
THM EL 15 WS	white	15 mm	5 x 15 mm lines	1	1096170000
THM EL 24 WS	white	24 mm	3 x 24 mm lines	1	1105550000
THM EL 38 WS	white	38 mm	2 x 38 mm lines	1	1105560000



THM ET S7

Technical specification

Material	Polyolefine, Polyester film
Min. temperature,	-40 °C
Max. temperature,	93 °C
Form of supply	Roll

THM ET S7 are non-adhesive labels on rolls for marking the Siemens Simatic 200S, S7-300 and S7-400 modules.

- The individual printing of the THM ET S7 will be done with the M-Print® PRO Software and a THM printer
- Easy separating of the THM ET S7 labels
- High resistant printing with the THM printers

Ordering data

Type	Length	Width	No. per sheet	Qty	Order No. yellow	Order No. turquoise
THM ET S7 50/12.5	50 mm	12.5 mm	2.000	1	1161810000	1161790000
THM ET S7 50/25	50 mm	25 mm	1.250	1	1095590000	1161780000
THM ET S7 300-1	103 mm	22.6 mm	1.000	1	1161770000	1161750000
THM ET S7 300-2	103.8 mm	17.3 mm	1.000	1	1161740000	1161730000
THM ET S7 400	251 mm	13.5 mm	500	1	1161720000	1161710000



ET S7 non-adhesive labels

Technical specification

Material	Polycarbonate
Min. temperature, continuous	-40 °C
Max. temperature, continuous	150 °C

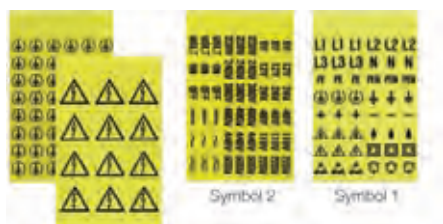
The ET S7 non-adhesive labels in A4 format are used for labelling the Siemens S300, S400 and S7 modules. They can be printed with a laser printer to suit individual requirements by means of the Weidmüller M-Print Pro software.

- Background colour yellow or turquoise with black preprinted characters (boxes)
- labels easily prepared singly (non-adhesive)

Ordering data

Type	Length	Width	No. per sheet	Qty	Order No.
ET S7-12/50- yellow	50 mm	12 mm	84	10	1804480000
ET S7-12/50-turquoise	50 mm	12 mm	84	10	1865440000
ET S7-300- yellow-1	100 mm	22.6 mm	16	10	1821020000
ET S7-300- yellow-2	208 mm	17.3 mm	22	10	1847650000
ET S7-300-turquoise-1	100 mm	22.6 mm	16	10	1865450000
ET S7-300-turquoise-2	208 mm	17.3 mm	22	10	1865460000
ET S7-400- yellow-1	251 mm	11.5 mm	14	10	1821040000
ET S7-400- yellow-2	251 mm	11.5 mm	14	10	1821030000
ET S7-400- yellow-3	251 mm	13.5 mm	14	10	1847640000
ET S7-400-turquoise-1	251 mm	11.5 mm	14	10	1865470000
ET S7-400-turquoise-2	251 mm	11.5 mm	14	10	1865480000
ET S7-400-turquoise-3	251 mm	13.5 mm	14	10	1865490000

Printed labels



Symbol Pack

Technical specification


Material	Acrylic-coated fibre webbing
Adhesive	Permanent acrylic copolymer
Min. temperature, continuous	-45 °C
Max. temperature, continuous	80 °C
Material colour	yellow
Quantity per pack:	10 sheets/pack

Symbol Pack is a pocket-sized package with preprinted electrical symbols on perforated sheets. The perfect solution for marking electrical systems, with good resistance to alkyl-alcohols and petrol.

Ordering data

Type	Length	Height	Printing	No. per sheet	Qty	Order No.
Symbol Pack	9 mm	19 mm	Symbol 2	54	1	1685700000
Symbol Pack	14 mm	14 mm	Symbol 1	48	1	1685690001
Symbol Pack	14 mm	14 mm	⊕	48	1	1685690002
Symbol Pack	25 mm	25 mm	Lightning flash in triangle	12	1	1741090000
Symbol Pack	50 mm	50 mm	Lightning flash in triangle	4	1	1741100000
Symbol Pack	75 mm	75 mm	Lightning flash in triangle	2	1	1741110000

D



Service Pack

Technical specification

Material	Acrylic-coated fibre webbing
Adhesive	Permanent acrylic copolymer
Min. temperature, continuous	-45 °C
Max. temperature, continuous	80 °C
Quantity per pack:	10 sheets/pack

Service Pack is a pocket-sized package with preprinted electrical symbols on perforated sheets. The in situ solution for marking electrical systems, with good resistance to alkyl-alcohols and petrol.

Ordering data

Type	Colour	Size of labels	Printing	No. per sheet	Qty	Order No.
Service Pack L1	black	Ø 16 mm	L1	20	1	1707350001
Service Pack L2	black	Ø 16 mm	L2	20	1	1707350002
Service Pack L3	black	Ø 16 mm	L3	20	1	1707350003
Service Pack N	blue	Ø 16 mm	N	20	1	1707350004
Service Pack PE	yellow /green	Ø 16 mm	PE	20	1	1707350006
Service Pack Erde	yellow /green	Ø 16 mm	⚡	20	1	1707350005



Marko Cards

Technical specification

Material	Acrylic-coated fibre webbing
Adhesive	Permanent acrylic copolymer
Min. temperature, continuous	-29 °C
Max. temperature, continuous	80 °C
Material colour	yellow
Quantity per pack:	10 sheets

Marko Cards are strips of labels printed with a lightning flash. This symbol is available in four different sizes. For marking electrical equipment, with good resistance to alkyl-alcohols and petrol.

Ordering data

Type	Length	Height	Printing	No. per sheet	Qty	Order No.
Marko Card	100 mm	100 mm	Lightning flash in triangle	3	10	1700550001
Marko Card	200 mm	200 mm	Lightning flash in triangle	1	10	1700560001
Marko Card	25 mm	25 mm	Lightning flash in triangle	14	10	1700530001
Marko Card	50 mm	50 mm	Lightning flash in triangle	7	10	1700540001



PageTab

PageTab are textile labels in sheet form made of PVC-free acrylic fabric. Except for the 8 x 20 version, all labels have a black border.

Technical specification

Material	Acrylic-coated fibre webbing
Adhesive	Permanent acrylic copolymer
Min. temperature, continuous	-29 °C
Max. temperature, continuous	93 °C
Quantity per pack:	25 sheets

Ordering data

Type	Width	Length	No. per sheet	Qty	Order No.
PAGETAB 15X9	9 mm	15 mm	310	25	1686160000
PAGETAB 19X11	11 mm	19 mm	200	25	1686170000
PAGETAB 20X8	8 mm	20 mm	280	25	1686180000
PAGETAB 28X11	11 mm	28 mm	125	25	1686190000
PAGETAB 38X11	11 mm	38 mm	100	25	1686200000
PAGETAB 56X22	22 mm	56 mm	24	25	1686210000
PAGETAB 60X35	35 mm	60 mm	16	25	1686220000



TabPack

TabPack consists of blank labels in a handy format for marking where required with the STI pen or a ballpoint pen.

Technical specification

Material	Acrylic-coated fibre webbing
Adhesive	Permanent acrylic copolymer
Min. temperature, continuous	-29 °C
Max. temperature, continuous	93 °C
Quantity per pack:	10 sheets/pack

Ordering data

Type	Width	Length	No. per sheet	Qty	Order No.
TABPACK 14X9	9 mm	14 mm	84	1	1686110000
TABPACK 15X6	6 mm	15 mm	100	1	1686120000
TABPACK 19X11 M. RAND	11 mm	19 mm	44	1	1686130000
TABPACK 21X8	8 mm	21 mm	64	1	1686140000
TABPACK 38X11 M. RAND	11 mm	38 mm	22	1	1686150000

Printed labels

KSW

KSW marker strips are used for labelling multipole plug-in connectors. They can be printed individually by the user for any contact spacing.

- Wipe-proof labelling
- Strip width 2.5 mm and 4 mm
- Simply stick on – that’s all!
- Optimum adhesion
- PVC-free

D

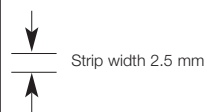
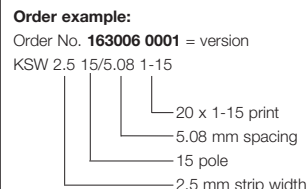


Technical data

Material	Polyester with smooth surface
Colour	White
Adhesive	Acrylate base
Adhesion (strip width 25 mm) to DIN 51221	On steel: 19 N, polypropylene: 12 N, Polyethylene: 10 N
Minimum adhesion temperature	+4 °C
Behaviour in fire	Self-extinguishing after 15 seconds, non-drip
Packaging unit	10 sheets (special print = 1 sheet)
Strip/sheet	20

KSW 2.5 15/5.08														
1	2	3	4	5	6	7	8	9	10	11	12	13	14	15
1	2	3	4	5	6	7	8	9	10	11	12	13	14	15
1	2	3	4	5	6	7	8	9	10	11	12	13	14	15
1	2	3	4	5	6	7	8	9	10	11	12	13	14	15
1	2	3	4	5	6	7	8	9	10	11	12	13	14	15
1	2	3	4	5	6	7	8	9	10	11	12	13	14	15
1	2	3	4	5	6	7	8	9	10	11	12	13	14	15
1	2	3	4	5	6	7	8	9	10	11	12	13	14	15
1	2	3	4	5	6	7	8	9	10	11	12	13	14	15
1	2	3	4	5	6	7	8	9	10	11	12	13	14	15
1	2	3	4	5	6	7	8	9	10	11	12	13	14	15
1	2	3	4	5	6	7	8	9	10	11	12	13	14	15
1	2	3	4	5	6	7	8	9	10	11	12	13	14	15
1	2	3	4	5	6	7	8	9	10	11	12	13	14	15
1	2	3	4	5	6	7	8	9	10	11	12	13	14	15
1	2	3	4	5	6	7	8	9	10	11	12	13	14	15
1	2	3	4	5	6	7	8	9	10	11	12	13	14	15
163006 0001														

1 unit = 1 sheet = 20 strips



Special print: length x pitch x no. of poles
 Please state contact spacing



KSW 2,5 mm

Pitch 3.5mm

Ordering data

Type	No. of poles	Printing	Qty.	Order No.
KSW 2.5 8/3.5	8	1-8	10	1873620000
KSW 2.5 14/3.5	14	1,3-27	10	1849580000
KSW 2.5 14/3.5	14	2,4-28	10	1849590000
KSW 2.5 16/3.5	16	1-16	10	1652260001
KSW 2.5 24/3.5	24	1-24	10	1652250001
KSW 2.5 24/3.5	24	25-48	10	1652250025

Pitch 3.81mm

Type	No. of poles	Printing	Qty.	Order No.
KSW 2.5 8/3.81	8	1-8	10	1873630000
KSW 2.5 16/3.8	16	1-16	10	1873610000
KSW 2.5 24/3.81	24	1-24	10	1873600000

Pitch 5.0mm

Type	No. of poles	Printing	Qty.	Order No.
KSW 2.5 8/5	8	1-8	10	1700660001
KSW 2.5 16/5	16	1-16	10	1630070001
KSW 2.5 20/5	20	1-20	10	1630080001
KSW 2.5 20/5	20	21-40	10	1630080021
KSW 2.5 20/5	20	41-60	10	1630080041
KSW 2.5 20/5	20	61-80	10	1630080061
KSW 2.5 24/5	24	1-24	10	1713980001

Pitch 5.08mm

Type	No. of poles	Printing	Qty.	Order No.
KSW 2.5 8/5.08	8	1-8	10	1630100001
KSW 2.5 8/5.08	8	9-16	10	1630100009
KSW 2.5 8/5.08	8	19-26	10	1895960000
KSW 2.5 8/5.08	8	A-H	10	1630101021
KSW 2.5 10/5.08	10	1-10	10	1630020001
KSW 2.5 10/5.08	10	11-20	10	1630020011
KSW 2.5 10/5.08	10	9-18	10	1895950000
KSW 2.5 15/5.08	15	1.10-150	10	1630050001
KSW 2.5 15/5.08	15	151-300	10	1630050151
KSW 2.5 15/5.08	15	301-450	10	1630050301
KSW 2.5 15/5.08	15	1-15	10	1630060001
KSW 2.5 16/5.08	16	1-16	10	1713970001
KSW 2.5 16/5.08	16	17-32	10	1713970017
KSW 2.5 16/5.08	16	33-48	10	1713970033
KSW 2.5 24/5.08	24	1-24	10	1713990001

Pitch 7.5mm

Type	No. of poles	Printing	Qty.	Order No.
KSW 2.5 8/7.5	8	1-8	10	1873650000
KSW 2.5 10/7.5	10	101-200	100	1630030101
KSW 2.5 10/7.5	10	201-300	100	1630030201
KSW 2.5 10/7.5	10	301-400	100	1630030301
KSW 2.5 10/7.5	10	401-500	100	1630030401
KSW 2.5 10/7.5	10	1-10	10	1630040001

Pitch 7.62mm

Type	No. of poles	Printing	Qty.	Order No.
KSW 2.5 8/7.62	8	1-8	10	1873640000

Pitch 9.0mm

Type	No. of poles	Printing	Qty.	Order No.
KSW 2.5 10/9 W	10	1-10	10	1676710001
KSW 2.5 10/9 W	10	11-20	10	1676710011
KSW 2.5 10/9 W	10	21-30	100	1676710021

Printed labels



Ordering data

blank

Type	No. of poles	Printing	Qty.	Order No.
KSW 2.5 < 50MM			1	1629960000
KSW 2.5 < 100MM			10	1629980000
KSW 2.5 < 150MM			10	1630000000

Custom printing

Type	No. of poles	Printing	Qty.	Order No.
KSW 2.5 < 50MM			1	1629900000
KSW 2.5 < 100MM			1	1629920000
KSW 2.5 < 150MM			1	1629940000

D

KSW 4 mm

Pitch 3.5mm

Type	No. of poles	Printing	Qty.	Order No.
KSW 4 8/3.5	8	1-8	10	1630190001
KSW 4 16/3.5	16	1-16	10	1630150001
KSW 4 16/3.5	16	17-32	10	1630150017
KSW 4 24/3.5	24	1-24	10	1640410001

Pitch 5.0mm

Type	No. of poles	Printing	Qty.	Order No.
KSW 4 8/5	8	1-8	10	1700670001
KSW 4 12/5	12	1-12	10	1630130001
KSW 4 12/5	12	13-24	10	1630130013
KSW 4 16/5	16	1-16	10	1700700001
KSW 4 18/5	18	1-18	10	1630170001
KSW 4 24/5	24	1-24	10	1700710001

Pitch 5.08mm

Type	No. of poles	Printing	Qty.	Order No.
KSW 4 8/5.08	8	1-8	10	1630200001
KSW 4 8/5.08	8	9-16	10	1630200009
KSW 4 8/5.08	8	17-24	10	1630200017
KSW 4 8/5.08	8	25-32	10	1630200025
KSW 4 8/5.08	8	33-40	10	1630200033
KSW 4 8/5.08	8	41-48	10	1630200041
KSW 4 10/5.08	10	1-10	10	1705820001
KSW 4 10/5.08	10	11-20	10	1705820011
KSW 4 10/5.08	10	21-30	10	1705820021
KSW 4 10/5.08	10	31-40	10	1705820031
KSW 4 10/5.08	10	41-50	10	1705820041
KSW 4 10/5.08	10	51-60	10	1705820051
KSW 4 10/5.08	10	61-70	10	1705820061
KSW 4 10/5.08	10	71-80	10	1705820071
KSW 4 10/5.08	10	81-90	10	1705820081
KSW 4 10/5.08	10	91-100	10	1705820091
KSW 4 16/5.08	16	1-16	10	1630160001
KSW 4 16/5.08	16	17-32	10	1630160017
KSW 4 16/5.08	16	33-48	10	1630160033
KSW 4 16/5.08	16	49-64	10	1630160049
KSW 4 16/5.08	16	65-80	10	1630160065
KSW 4 16/5.08	16	81-96	10	1630160081
KSW 4 18/5.08	18	1,3-36	10	1720530001
KSW 4 24/5.08	24	1-24	10	1630180001

Pitch 7.0mm

Type	No. of poles	Printing	Qty.	Order No.
KSW 4 5/7	5	1-5	10	1670780001
KSW 4 9/7	9	1-9	10	1714060001
KSW 4 10/7	10	1-10	10	1714070001



Ordering data

Pitch 7.5mm	Type	No. of poles	Printing	Qty.	Order No.
	KSW 4 8/7.5	8	1-8	10	1700690001
	KSW 4 12/7.5	12	1-12	10	1630140001
	KSW 4 12/7.5	12	13-24	10	1630140013
	KSW 4 12/7.5	12	25-36	10	1630140025
	KSW 4 12/7.5	12	37-48	100	1630140037
	KSW 4 12/7.5	12	49-60	100	1630140049

Pitch 7.62mm	Type	No. of poles	Printing	Qty.	Order No.
	KSW 4 8/7.62	8	1-8	10	1700680001
	KSW 4 12/7.62	12	1-12	10	1652270001
	KSW 4 12/7.62	12	13-24	10	1652270013

Pitch 9.0mm	Type	No. of poles	Printing	Qty.	Order No.
	KSW 4 10/9	10	1-10	10	1714080001

Pitch 10.16mm	Type	No. of poles	Printing	Qty.	Order No.
	KSW 2.5 4/10.16	4	1-4	10	1630090001

blank	Type	No. of poles	Printing	Qty.	Order No.
	KSW 4 < 50MM			10	1629970000
	KSW 4 < 100MM			10	1629990000
	KSW 4 < 150MM			10	1630010000

Custom printing	Type	No. of poles	Printing	Qty.	Order No.
	KSW 4 < 50MM			1	1629910000
	KSW 4 < 100MM			1	1629930000
	KSW 4 < 150MM			1	1629950000

Printing systems

Printing systems	Introduction	E.2
	Inkjet printer PrintJet PRO	E.3
	Plotter MCP Plus	E.4
	Plotter MCP Basic	E.5
	Plotter MCP – accessories	E.6
	Plotter MC-Mobilo	E.7
	Thermal transfer printer THM TwinMark	E.8
	Thermal transfer printer THM Plus	E.9
	Thermal transfer printer THM Pro	E.10
	Thermal transfer printer THM Basic	E.11
	Software M-Print® PRO	E.12

Printing systems and software

The Weidmüller labelling systems are the quick and efficient way of producing markers for connectors, wires, cables and devices, plus labels for general use. The **M-Print® PRO** software enables users to mark electrical equipment quickly and simply. For professional and fast design, printing and ordering of your marking requirements. Borders, barcodes, graphics or photos can all be easily integrated. The multitude of data conversion routines presents you with fast and flexible options for data integration. The Weidmüller **PrintJet PRO**, **MCP Plus**, **MCP Basic**, **MC-Mobilo** printers plus those of the ThermoMark series can be used for printing.

The **PrintJet PRO** is the reference model in industrial marking for high-resolution printing and maximum wipe and scratch resistance. The **MCP Plus** plotter provides you with good flexibility because with its positioning frame it can handle more than 160 different types of marker in the MultiCard format. The **MC-Mobilo** is the ideal printer for labelling on site without a PC and a mains power supply, directly during installation work. The printers of the ThermoMark series are ideal for printing labels and/or shrinkable sleeves in excellent quality.



	Printer						
Type of marker	PrintJet PRO	Plotter MCP Plus	MCP Basic	MC Mobilo	THM TwinMark	THM Plus	THM Basic
Technical data							
Technology	Inkjet process	Plotting technique	Plotting technique	Plotting technique	Thermal transfer	Thermal transfer	Thermal transfer
Voltage	AC 230 V or AC 115 V	AC 230/AC 115 V	AC 230/AC 115 V	AC 230/AC 115 V	AC 230/AC 115 V	AC 230/AC 115 V	AC 230/AC 115 V
Printing resolution	1.200 dpi				300 dpi	300 dpi	203 dpi
Interfaces	USB, LAN	Parallel Centronics, USB	USB	RS 232	RS 232, USB, LAN	RS 232, USB, LAN, Compact Flash	Parallel Centronics, USB, RS 232, LAN
Network interface card	●				●	●	●
Terminal markers							
DEK/WS/ZS/MF	●	●	●	●			
ELS	●	●	●	●			
WAD	●						
Cable and wire markers							
SF/SFX/SFC	●	●	●	●			
TM-I	●	●	●	●			
ELS	●	●	●	●			
Device markers							
DMC	●	●	●	●			
ESG	●	●	●	●			
SM/CC	●	●	●	●			
Labels							
THM MT						●	●
THM WriteOn						●	●
THM GEW						●	●
THM EL							●
THM ET S7						●	●
Shrink sleeves							
TwinMark					●	●	

PrintJet PRO

The **PrintJet PRO** inkjet printer prints markers for electric connectivity. These markers can be used for clear equipment identification on devices, cables and connectors. The labelling makes servicing, maintenance and troubleshooting much easier. Water-based ink is used for the black or spot colour printing. The print is crystal clear and resistant to environmental influences.

The **PrintJet PRO** prints plastic markers in **MultiCard** format. In combination with the user-friendly **M-Print® PRO** software and the attached loader, the printer becomes an essential part of the production. The inkjet process being used, the subsequent fusing, as well as the printer cartridge and ink have all been specially adapted by Weidmüller for industrial use. The printer has excellent long-term use capabilities, thanks to its integrated loader.



- Top-quality, resistant printing
- Spot colour print
- Perfect for constant use
- Integrated loader for 20 MultiCards
- Ideal for large quantities
- The display shows all relevant information
- Flexible connection options, from LAN ports to USB ports

Technical data

PrintJet PRO	
Type	PrintJet PRO
Application	Prints MultiCard markers
Technology	Inkjet process
Print quality	600 / 1.200 dpi
Printer drivers	Windows® 2000/XP/VISTA/7
Print software	M-Print® PRO
System requirements	Windows® 2000/XP/VISTA/7
Feed	Integrated loader
Fusing	Thermal fusing
Interface	USB, LAN
Power supply	AC 230 V or AC 115 V
Location	Office conditions
Ambient temperature	20° to 35 °C
Dimensions (L x W x H)	1060 x 500 x 310 mm
Weight	33 kg
Cartridge system	Ink cartridge, CMYK (up to 1.000.000 characters, Arial font size 6)
Scope of supply	PrintJet PRO, power cable, printer drivers, manuals (CD), Ink tank starter set colour, USB cable, M-Print® PRO software

Ordering data

PrintJet PRO


Type	Order No.	
PrintJet PRO 115V	1024050000	
PrintJet PRO 230V	1001180001	
Accessories		
PJ PRO TNTK INK SET COL	Ink tank starter set, colour	1027110000
PJ PRO TNTK INK K	● Ink tank Black	1027040000
PJ PRO TNTK INK C	● Ink tank Cyan	1027050000
PJ PRO TNTK INK M	● Ink tank Magenta	1027060000
PJ PRO TNTK INK Y	● Ink tank Yellow	1027070000
PJ PRO TNAW	waste pad	1024140000
Ink tank PrintJet II		1858920000
Clean Unit PrintJet II		1858950000
Ink tank PrintJet		1797460000
Clean Unit PrintJet		4062150000

Plotter

MCP Plus

The plotter **MCP Plus** complements the Weidmüller MultiCard concept. It is suitable for smaller quantities of markers and when only part of a MultiCard is to be printed on. The special positioning frame for five MultiCards increases productivity by 20 % over comparable systems. With the positioning frame for SlimFix markers sizes 4 to 6, printing on more than 160 MultiCard types for terminals, cables, wires and equipment is possible. Labels are printed with the MCP-Label positioning frame. Suitable for use with the Weidmüller **M-Print® PRO** software.

- 2 positioning frames for more than 160 MultiCard types
- MultiCards easily fitted into the frame
- Easy to use with partly used MultiCards
- Automatic pen activation function
- Safe storage of the plotter pens



Technical data

Type	MCP Plus
Application	printing of MultiCard markers and labels
Technology	plotting technique
Print software	M-Print® PRO
System requirements	Windows 2000/XP/VISTA/7
Interface	Parallel Centronics / USB
Power supply	230/115 V AC
Feed	manual
Location	office conditions
Ambient temperature	10 °C – 35 °C
Dimensions (L x W x H)	660 x 440 x 125 mm
Weight	approx. 8 kg
Scope of supply	MCP Plus with Centronics cable, USB cable, power pack (100-240 V AC/50-60 Hz), Euro and US plugs, MultiCard positioning frame, 0.25 P-Ink plotter pen, printer driver, M-Print® PRO software and manual

Ordering data

MCP Plus

Type	Order No.
MCP Plus plotter set	192500000




MCP Basic

The **MCP Basic** plotter is a flexible and portable solution that allows you to print your labels on-site quickly and easily.

The **MCP Basic** is suited for printing small-scale labelling jobs, partial labels, or remaining quantities

- Small space-saving flat-bed plotter
- Positioning frame for 3 MultiCards
- Easily filled with MultiCard sheets
- Positioning frame for SlimFix, sizes 4 to 6 and a label positioning frame optionally available
- Works together with Weidmüller's **M-Print® PRO** software



Technical data

Type	MCP Basic
Application	Printing MultiCard markers and labels
Technology	plotting technique
Plotting speed	max. 40 mm/s
System requirements	Windows® 2000/XP/VISTA/7
Software	M-Print® PRO
Interfaces	USB
Voltage supply	100~240 V AC, 50-60 Hz
Voltage supply	Via external power supply unit with interchangeable adapters
Feed	manual
Location	office conditions
Ambient temperature	10°C – 35°C
Dimensions (L x W x H) mm	440 x 440 x 125
Weight	6 kg
Scope of supply	MCP Basic plotter, printer driver, power cord, USB cable, M-Print® PRO software, 0.25 P-Ink plotter pen, MultiCard positioning frame, power supply unit (100-240 V AC / 50-60 Hz), Euro and US plugs, user manual on CD, hand trolley-case

Ordering data

MCP Basic

Type	Order No.
MCP Basic	1139400000

Plotter MCP - accessories



MCP positioning frames

Ordering data

Type	for	Qty.	Order No.
MCP AP PLUS	MultiCards	1	1924360000
MCP AP BASIC	MultiCards	1	1139880000
MCP AP SF 4-6	SlimFix sizes 4 to 6	1	1924310000
MCP AP Labels	Labels	1	1924370000

MCP plotter pens

Type	for	Qty.	Order No.
Plotter Pen 0.18	Reusable pen	1	1768570000
Plotter Pen 0.25	Reusable pen	1	1768540000
Plotter Pen 0.25 P-Ink	Disposable pen 8 ml Not for CLI T sleeves	1	1920640000
Plotter Pen 0.35	Reusable pen	1	1768550000
Plotter Pen 0.35 P-Ink	Disposable pen 8 ml Not for CLI T sleeves	1	1920650000
Plotter Pen 0.50	Reusable pen	1	1768560000
Plotter Pen 0.50 P-Ink	Disposable pen 8 ml Not for CLI T sleeves	1	1005710000
Plotter Pen 0.70	Reusable pen	1	1011440000
Plotter Pen 0.70 P-Ink	Disposable pen 8 ml Not for CLI T sleeves	1	1011450000

MCP ink

Type	Contents	Qty.	Order No.
P- Ink	30 ml Not for CLI T sleeves	1	1924340000
Ink 2000	25 ml	1	1772120000

MCP miscellaneous

Type	Contents	Qty.	Order No.
P cleaner	30 ml	1	1924330000
Cleaner Clean 2000	25 ml	1	1772130000
Inlay for MCP		1	1935130000
Inlay SFC 3		1	1058090000
MCP adhesive strips		5	1924320000
MCP Plus cover		1	1924350000
MCP TP-KOF Basic	Trolley MCP Basic	1	1139890000



Accessories - STI pen

The STI-S felt tip pen is suitable for labelling blank Weidmüller marking products. It can be used for handwritten labels or, in conjunction with the STI-S adapter, for a plotter printout. A black, waterproof ink is used.

Ordering data

Type	Qty.	Order No.
Adapter aluminium STI pen	1	1762440000
STI pen SW	10	0508401694

MC-Mobilo

The MC-Mobilo allows users to work directly at place. There is no need for a PC and no need for a power supply so electrical equipment can be labelled anywhere, anytime. The rechargeable battery provides power for up to 3 hours. The universal inlay enables up to 120 different marker types of the MultiCard range to be processed.



Technical data

Type	Plotter
Application	Printing of MultiCard markers
Technology	Plotting technique
Print software	WM-Print
Interface	RS 232
Power supply	AC 230 / AC 115 V
Feed	manual
Location	can be used anywhere
Ambient temperature	15 – 30 °C
Dimensions (L x W x H)	380 x 190 x 68 mm
Weight	3 kg
Scope of supply	MC-Mobilo, universal power unit, including adapters (EURO, UK, USA), data cassette, operating instructions, PowerPack, PC connecting cable, WM-Print, universal MultiCard mounting frame, 0.25 plotter pen, carry case

Ordering data

MC-Mobilo

	Qty.	Order No.
MC-Mobilo		
MC-Mobilo 110/220 V	1	1741260001
MC-Mobilo Accessories		
Printkit (Ink 2000, Clean 2000, Plotter-Pen 0.25)	1	1686920000
Frame inlay SF 4-6	1	1802180000
Inlay SFC 3	1	1058090000
Accessories Plotter IP220/MC-Mobilo		
P-Ink 30 ml	1	1924340000
Ink 2000 25 ml	1	1772120000
P cleaner 30 ml	1	1924330000
Cleaner Clean 2000 25 ml	1	1772130000
Plotter Pen 0.18	1	1768570000
Plotter Pen 0.25	1	1768540000
Plotter Pen 0.25 P-Ink	1	1920640000
Plotter Pen 0.35	1	1768550000
Plotter Pen 0.35 P-Ink	1	1920650000
Plotter Pen 0.50	1	1768560000
Plotter Pen 0.50 P-Ink	1	1005710000
Plotter Pen 0.70	1	1011440000
Plotter Pen 0.70 P-Ink	1	1011450000
Accessories – STI pen		
Adapter aluminium STI pen	1	1762440000
STI pen SW	10	0508401694

Thermal transfer printer

THM TwinMark

The **THM TwinMark** printer takes advantage of thermal transfer technology and has two distinct printing heads. The two printing heads function independently and make it possible to print shrink sleeves on both sides. The printer is well suited for TwinMark roll-packaged shrink sleeves and delivers a brilliant quality print. The user-friendly system is operated together with the **M-Print® PRO** software.

- LCD-graphics display shows all key status information
- Automatic positioning with margin stop
- Top and bottom sides can be printed with similar or different data
- Works with Weidmüller's **M-Print® PRO** software



Technical data

Type	THM TwinMark
Application	Shrink sleeve printer
Technology	Thermal transfer
Printing speed	30, 40, 50, 75, 100, 125 mm/s
Printing resolution	300 dpi
Printer drivers	Windows® 2000/XP/VISTA/7
Software	M-Print® PRO
Interface	RS232 C serial, 1200 to 230400 baud/8-bit, USB 2.0 high-speed slave for PC connection, Ethernet 10/100-Base-T, USB master for external control panel, keyboard and scanner
Modes of operation	100 – 240 V AC 50/60 Hz
Buttons / LED display	Pause, feed, cancel, menu, enter, 4 cursors
LCD-graphics display	W x H 60 x 40mm, 4 lines à 20 characters
Shown on display	Data receive, clock, calendar sheet, WLAN intensity, Ethernet status, user memory, input buffer, foil supply, printing head temperature
Power consumption	max. 300 Watt
Application site	Office conditions
Ambient temperature	10 – 35 °C
Dimensions (H x L x W)	395 x 554 x 248 mm
Weight	21 kg
Scope of supply	THM TwinMark printer, printer driver, power cord, USB cable, M-Print® PRO software, user manual on CD
Accessories – Ribbon R 83/300	
Colour	Black
Basis	Resin
Suitable for	Shrink sleeve TwinMark HSS-HF (halogen-free variants)
Width x length	83 mm x 300 metres

Ordering data

THM TwinMark

	Type	Material	Width (mm)	Order No.
Printer	THM TwinMark			1140490000
Ribbon	Ribbon R 83/300	Resin	83	1962370000

THM Plus

The **THM Plus** printer uses thermal transfer technology for the industrial printing of labels and shrink sleeves. A robust metal housing protects the printer against dust and dirt. The printer provides high-quality output and is suitable for printing on different materials. This user-friendly system functions with the Weidmüller **M-Print® PRO** software.

- Due to a special firmware this printer is particularly suitable for TwinMark shrink sleeves
- Easy exchange of materials and ribbons
- Memory card slot – Compact Flash type 1
- Easy calibration
- Suitable for both types of shrinkable sleeve and also Weidmüller labels on reels
- Easy to use with Weidmüller's M-Print® PRO



Technical data

Type	THM Plus
Application	Printing of labels and shrinkable sleeves
Technology	Thermal transfer
Printing speed	50 – 150 mm/s
Printing quality	300 dpi
Printer drivers	Windows® 2000/XP/VISTA/7
Software	M-Print® PRO
System requirements	Windows® 2000/XP/VISTA/7
Interface	Seriell RS232, Ethernet 10/100 Base T, USB, Compact Flash Typ 1
Power supply	100/240 V AC, 50-60 Hz, max. 250 W
Dimensions (W x L x H)	242 x 446 x 274 mm
Weight	9 kg
Scope of supply	THM Plus Printer, USB cable, power cable, printer drivers, manuals (CD), M-Print® PRO software
Accessories – Ribbon WR 90/300	
Colour	Black
Basis	Wax/resin
Suitable for	HSS (standard variants)
Width x length	90 mm x 300 metres
Accessories – Ribbon R 83/300	
Colour	Black
Basis	Resin
Suitable for	HSS-HF (halogen-free variants)
Width x length	83 mm x 300 metres

Ordering data

THM Plus

	Type	Application	Order No.
Printer	THM Plus Printer		1962340000
Ribbons	Ribbon R 83/300	Free from halogens	1962370000
	Ribbon WR 90/300	Standard	1962360000
	Hi Res ribbon, 280 m	Label	1790650000
Adapter	Centronic-USB2.0 Adapter		1965140000

Thermal transfer printer

THM Pro

The **THM Pro** printer uses thermal transfer technology for the industrial printing of labels. A robust metal housing protects the printer against dust and dirt. The printer provides high-quality output and is suitable for printing on different materials. This user-friendly system functions with the Weidmüller **M-Print® PRO** software.

- Printer for producing texts, graphics and barcodes
- Automatic positioning of labels in the printer for perfectly centred printing on every label
- Robust printing thanks to the HiRes ribbon
- Functions with the Weidmüller **M-Print® PRO** software



Technical data

Type	THM Pro
Application	Printing of labels
Technology	Thermal transfer
Printing speed	80 mm/s
Printing quality	204 dpi
Printer drivers	Windows® 2000/XP
Software	M-Print® PRO
System requirements	Windows® 2000/XP/VISTA
Interface	Parallel Centronics / USB
Power supply	220 V
Location	office conditions
Ambient temperature	-10 °C – +35 °C
Dimensions (W x H x L)	230 x 230 x 350
Scope of supply	ribbon (HiRes), printer drivers, power cable, parallel cable, USB cable, M-Print® PRO software

Ordering data

			THM Pro
Type			Order No.
THM Pro Printer			1785240000
Printing foil	Material	Width (mm)	
HiRes ribbon, 280 m	Resin	110	1790650000

THM Basic

The **THM Basic** printer uses thermal transfer technology for industrial printing of labels. Its space-saving design makes it perfect for office use. The printer is well suited for labelling a variety of materials and delivers a brilliant quality print. The user-friendly system is operated together with the **M-Print® PRO** software.

- Small space-saving thermal-transfer printer
- Suitable for printing a variety of roll-packaged labels
- A variety of interfaces are available
- Works together with Weidmüller's **M-Print® PRO** software



Technical data

Type	THM Basic
Application	Printing of labels
Technology	Thermal transfer
Printing speed	75 – 100 mm/s
Printing quality	203 dpi
Printer drivers	Windows® 2000/XP/VISTA/7
Software	M-Print® PRO
Interface	Parallel Centronics / USB / Seriell RS 232 C / Ethernet 10/100 Base
Power supply	100-240 V
Location	office conditions
Ambient temperature	10 °C – 40 °C
Dimensions (H x L x W) mm	200 x 329 x 256
Weight	3,5 kg
Scope of supply	ribbon (HiRes), printer drivers, power cable, USB cable, M-Print® PRO software, manual (CD)

Ordering data

THM Basic

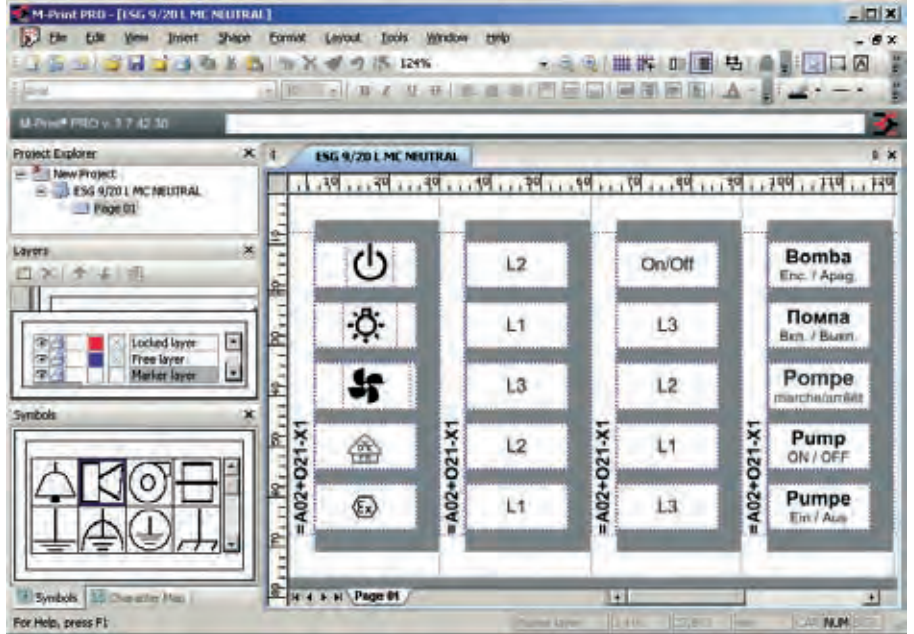
Type				Order No.
THM Basic				1141340000
Printing foil	Material	Width (mm)		
HiRes ribbon, 280 m	Resin	110		1790650000

Software

M-Print® PRO Label Designer

Print and ordering software for markers and labels

M-Print® PRO is a professional software for printing and ordering Weidmüller markers and labels under Windows®. This software helps you to optimise your processes for marking electrical equipment. You can design, print and order your marking materials effortlessly, professionally and quickly: texts, frames, lines, graphics, barcodes, serial numbers and photos.



Technical data

Here is an overview of the main functions

- Integrated product catalogue for all labels and markers, including images and links to the relevant web pages and product data sheets
- Markers and labels can be designed in as many levels as required
- Custom formatting of individual text characters (RTF)
- Perform copy-and-paste functions with texts and their formats
- Supports UNICODE for foreign-language texts, such as Russian, Chinese, Polish, etc.
- Enter data on labels or worksheet
- Permanent print preview: see how the printout will look during the design phase
- Numeric and alphanumeric counts and sequences
- Extensive range of image formats (*.bmp, *.wmf, *.png, *.ico, *.jpeg, *.tif, *.gif)
- Image library including all the important symbols used in electrical engineering
- Assign product to specific printer; for example, ESG 9/20 to PrintJet, LaserMark to laser printer, etc.
- Output devices supported: PrintJet PRO, PrintJet I+II, SMark-Laser, ThermoCard, THM as well as standard printers with Windows® drivers, plotter MCP
- Optimum and rapid adjustment of the output devices
- Online update service via the Internet
- Interface to RailDesigner®
- Import assistant to create your own import filter for numerous file formats (*.txt, *.csv, *.xml etc.)
- Imports data from CAE systems

Operating systems supported

WINDOWS® 2000/XP/VISTA/7

System requirements

- RAM > 64 MB
- Processor > Pentium PIII or comparable model
- Graphics > 800 x 600 pixels with 256 colours
optimum: 1024 x 768 with 16-bit High Colour
- Hard drive > 90 MB free storage
- Miscellaneous mouse, keyboard, CD-ROM drive (to install the software)

M-Print® PRO is available in two editions:

- M-Print® PRO Standard Edition for professional printing results with all of Weidmüller's marking materials
- M-Print® PRO Advanced Edition for professional printing results with all of Weidmüller's marking materials plus labels to customer specification

Ordering data

M-Print® PRO

Type	Order No.
M-Print® PRO	1905490000
M-Print® PRO advanced	1905500000

Weidmüller Service

Weidmüller Service	Customer specific solutions: best advice, best solutions	V.2
	Overview of services	V.3
	Digital support: RailDesigner®, M-Print® PRO, Online catalogue	V.6

Best advice, best solutions

Services tailored to customers' needs

Service – at Weidmüller that means diversity. And it also means that you can take advantage of our comprehensive resources:

- Production of terminal rails and enclosures fitted with our modular terminals and other modules, and prewired
- Fitting of cable glands and the marking of terminals, conductors and enclosures according to your specification
- Competence in the processing of enclosure materials such as aluminium, plastics, sheet steel and stainless steel
- Flexibility in the product selection: besides Weidmüller products we can also integrate yours and even those of other manufacturers

This range of services enables Weidmüller to act as an external service provider to increase your capacities. And demanding standards guarantee a high level of quality every time.

The best advice for the best solutions


The start of a good partnership is always characterised by an intensive exchange of information to define the respective positions. Our contribution focuses on detailed advice with respect to:

- Optimum choice of products
- Practical pre-assembly
- Integration into your systems
- Consideration of requirements such as certification, classes of protection or hazard protection as required by your industry

That avoids mistakes right from the start – totally in keeping with the effective handling of the project, totally in keeping with perfect results. Our experience helps you create the foundation for good business and satisfied customers.



Overview of services



Production of terminal rails

Terminal rails are manufactured from steel, stainless steel, aluminium or copper to suit the diverse applications. And we can produce terminal rails with elongated or round holes, or in other forms to suit your requirements exactly. Terminal rails are fitted with modular terminals or electronic products, prewired and marked according to your specification.

The benefits for you

- No need to procure individual components
- No need to mount individual components
- No unnecessary stocks
- Just one order number for your pre-assembled terminal rail
- Constant high quality



Production of enclosures

High-tech brings benefits. Our state-of-the-art production methods open up new options for you:

- Inclusion of holes and threads in the enclosure
- Enclosure cover with hinges and other accessories if required
- More complex machining such as milling of contours or reaming of holes
- Special paint finishes: To protect against the effects of the weather, your enclosures can be painted individually. Simply specify the colour and printing you require. Special paint finishes and powder coating are also possible.

Enclosures are adapted to suit the intended application exactly. You get a tailored, individual product and the quality is guaranteed by our adherence to demanding standards. Does your product require a special approval? Our accredited laboratory can test the complete product and confirm that its design complies with the standards! With every delivery we document the corresponding approvals (e.g., ATEX, GL, UL, GOST, etc.).



The benefits for you

- Enclosures in various sizes and materials
- Inclusion of optional accessories such as hinges and locks
- Complex machining processes and special packaging
- Ready-to-use, certified products for all types of applications.

Overview of services



Electronics production

We manufacture according to your specifications: ranging from PCB assembly to 100%-tested component assemblies. We bring the individual parts together according to your documents: whether for materials procurement, provision, or withdrawal from our stock. All production processes and the entire range of qualified expertise are at our disposal: from hand assembly to SMD assembly. Our state-of-the-art production and testing facilities guarantee consistent quality.

The benefits for you

- Solutions for custom tasks
- Complex component assemblies including enclosures from a single-source supplier
- Reduction of your procurement and storage of individual parts



„RockStar“ heavy-duty connectors and cable assembly

To help ensure that your switchgear cabinets and installations are put into operation without delay, Weidmüller can supply pre-fabricated components such as heavy-duty connectors. These are assembled and prewired according to your specification and are supplied ready to connect. If required, we can also supply the finished enclosure with the heavy-duty connectors already integrated. An entire spectrum of application possibilities are available with our ConCept modular connector system. This modular system enables the flexible combination of diverse modules. Custom crimping and cabling is included on request! Do you prefer a personal touch? We can laser-label your company logo and article number onto our RockStars! In total compliance with your requirements.

The benefits for you

- Special requirements with respect to font, number of characters, material and printing durability for your markers
- Prewiring of connectors saves you valuable installation time
- Modular connector system can be ordered pre-crimped



Marking

Whether multi-line labelling, white or coloured terminal markers or group designations, the Weidmüller range can cater for every marking task – fast, clear and according to European standards. However, we can also supply you with preprinted markers to match your specification. Simply tell us the type of marker you require, the colour, the printing sequence and the text, and we'll look after the rest. If required, we can also install the finished markers during assembly.

Equipment labelling

Device markers are essential for marking your electrical installations. Therefore, Weidmüller can supply rating plates designed specially for your application. A wide range of different shapes, colours, materials and fixings – riveted, screwed or bonded with adhesive – are available from which to choose. And a whole range of different fonts mean that we can handle every request.

Integration of special accessories

In some cases it is necessary to integrate special accessories. This is no problem for Weidmüller because we can integrate buttons, switches, warning lamps, plugs or couplings – all properly planned, fitted, connected and tested. And that includes the products of other manufacturers as well as our own. We shall also be happy to advise you on standard accessories such as hinges.

The benefits for you

- Rating plates in various materials
- Individual printing or laser engraving
- Equipment and accessories to your specification



Digital support

RailDesigner®

RailDesigner® is a Weidmüller program for planning, assembling and ordering both terminal rails and enclosures. And it's so easy to use:

- Fast acquisition of all necessary data
- Realistic-looking graphic user interface and ideal conditions for simple assembly of your terminal rails and enclosures with all the necessary components
- Simply click on all the products you need and add accessories such as markers or cross-connectors
- To configure an individual enclosure, simply choose an enclosure type from a standard range and then add holes and other accessories to suit your requirements

These parameters form the foundation for a perfect software assistant. You can view the enclosure on the screen complete with all the configured products, and print out a hardcopy, or simply send the file to Weidmüller via e-mail in the form of an order. RailDesigner® provides you with optimum planning security and clarity during the design phase. And hence simplifies the ordering process enormously.

M-Print® PRO label designer

The comprehensive range of Weidmüller services includes the M-Print® PRO software.

This is a professional-standard, Windows®-based program for printing and ordering labels and markers that is coordinated with our current printing systems and marking materials.

M-Print® PRO enables you to design your labelling materials professionally and quickly. Texts, borders, lines, graphics, barcodes, serial numbers and photographs are all possible. The interface to RailDesigner® or your CAE system enables the transfer of all your configured data.

Online catalogue

If you have questions about the specifications and details of our products, perhaps even outside normal business hours, then our online catalogue at <http://catalog.weidmueller.com> open 24 hours a day, 365 days a year – is the perfect source of information. Besides product features and part numbers, it contains extensive additional information on all product groups. And for further information, offers and your personal contact, simply consult the Weidmüller website at www.weidmueller.com.



Index

Index	Index Type / Index Order No.	X.2
	Addresses worldwide	X.26

Type	Order No.	Page
WSM 10 9	1712500009	C.56
WSM 10 A	1712501637	C.56
WSM 10 Å	1712501054	C.56
WSM 10 Ä	1712501700	C.56
WSM 10 Æ	1712501672	C.56
WSM 10 B	1712501639	C.56
WSM 10 C	1712501641	C.56
WSM 10 D	1712501643	C.56
WSM 10 E	1712501645	C.56
WSM 10 ERDE	1712501053	C.56
WSM 10 F	1712501647	C.56
WSM 10 G	1712501649	C.56
WSM 10 H	1712501651	C.56
WSM 10 I	1712501653	C.56
WSM 10 J	1712501655	C.56
WSM 10 K	1712501657	C.56
WSM 10 L	1712501659	C.56
WSM 10 M	1712501661	C.56
WSM 10 N	1712501663	C.56
WSM 10 NEUTRAL	1712502000	C.56
WSM 10 O	1712501665	C.56
WSM 10 Ö	1712501055	C.56
WSM 10 Ø	1712501670	C.56
WSM 10 P	1712501667	C.56
WSM 10 Q	1712501669	C.56
WSM 10 R	1712501671	C.56
WSM 10 S	1712501673	C.56
WSM 10 T	1712501676	C.56
WSM 10 U	1712501679	C.56
WSM 10 Û	1712501699	C.56
WSM 10 V	1712501681	C.56
WSM 10 W	1712501683	C.56
WSM 10 X	1712501687	C.56
WSM 10 Y	1712501696	C.56
WSM 10 Z	1712501698	C.56
WSM SERVICE BOX KOMP.	1924930000	C.56
WSM TOOL AUTOMATIK	1774470000	C.57
WSM TOOL MANUELL	1774480000	C.57
WSMC 11-15	1891670000	C.57
WSMC 1-5	1912170000	C.57
WSMC 16-20	1912140000	C.57
WSMC 21-25	1912150000	C.57
WSMC 26-30	1912160000	C.57
WSMC 6-10	1891680000	C.57
WSMH 108mm	1774530000	C.57
WSMH 288mm	1774490000	C.57
WSMH 48mm	1774500000	C.57
WSMH 60mm	1774510000	C.57
WSMH 84mm	1774520000	C.57

Z

ZGB 15	1636530000	B.39
ZGB 30	1611930000	B.39
ZS 10/5 MC BEDRUCKT	1610010000	B.15
ZS 10/5 MC NEUTRAL	1610000000	B.15
ZS 12/6 BEDRUCKT	1610030000	B.15
ZS 12/6 MC NEUTRAL	1610020000	B.15
ZS 15/5 MC BEDRUCKT	1646640000	B.15
ZS 15/5 MC NEUTRAL	1646630000	B.15

Table with columns: Order No., Type, Page. Contains part of a product list.

0530000000

Table with columns: Order No., Type, Page. Contains part of a product list.

0550000000

Table with columns: Order No., Type, Page. Contains part of a product list.

0560000000

Table with columns: Order No., Type, Page. Contains a large list of products.

0570000000

Table with columns: Order No., Type, Page. Contains part of a product list.

Table with columns: Order No., Type, Page. Contains part of a product list.

Table with columns: Order No., Type, Page. Contains a large list of products.

0630000000

Table with columns: Order No., Type, Page. Contains part of a product list.

0640000000

Table with columns: Order No., Type, Page. Contains a large list of products.

Table with columns: Order No., Type, Page. Contains part of a product list.

Table with columns: Order No., Type, Page. Contains a large list of products.

Table with columns: Order No., Type, Page. Contains a large list of products.

Table with columns: Order No., Type, Page. Contains part of a product list.

Table with columns: Order No., Type, Page. Contains part of a product list.

0660000000

Table with columns: Order No., Type, Page. Contains part of a product list.

0680000000

Table with columns: Order No., Type, Page. Contains part of a product list.

0690000000

Table with columns: Order No., Type, Page. Contains part of a product list.

1000000000

Table with columns: Order No., Type, Page. Contains a large list of products.

1010000000

Table with columns: Order No., Type, Page. Contains a large list of products.

1020000000

Table with columns: Order No., Type, Page. Contains a large list of products.

Addresses worldwide

- AE United Arab Emirates**
Weidmüller Middle East FZE
P.O. Box 8591
SAIF-Zone
Sharjah – U. A. E.
Phone +971 6 5672723
Fax +971 6 5672724
wme.info@weidmueller.com
- AR Argentina**
CPI SA
Bauness 2660
1431 Buenos Aires
Phone +54 11 45238008
Fax +54 11 45220546
info@cpi.com.ar
www.cpi.com.ar
- AT Austria**
Weidmüller GmbH.
Industriezentrum Nö Süd
Straße 2, Objekt M2
2355 Wiener Neudorf
Phone +43 2236 6708-0
Fax +43 2236 6708-199
office.at@weidmueller.com
- AU Australia**
Weidmüller Pty. Ltd.
P.O. Box 6944
Huntingwood Drive 43
Huntingwood,
NSW, 2148
Phone +61 2 9671-9999
Fax +61 2 9671-9911
info@weidmuller.com.au
www.weidmuller.com.au
- AZ Azerbaijan**
West Industries Ltd.
Caspian Plaza, 5-th Floor
44 J. Jabbarly Str., Baku
Phone +99412 499 15 15
Fax +99412 499 14 93
sales@west-i.com
- BA Bosnia and Herzegovina**
BH ES ELEKTROSISTEM d.o.o.
ul. J. Veselinovica 18
78000 BiH Banja Luka
Phone +387 51 317500
Fax +387 51 304638
elsist@inecco.com
www.elektrosistem.co.yu
- BE Belgium**
Weidmüller Benelux B.V.
Mechelsesteenweg 519 bus 6 en 7
1930 Nossegem
Phone +32 (0)16 39 5990
Fax +32 (0)16 40 1051
info@weidmueller.be
www.weidmueller.be
- BG Bulgaria**
Weid-Bul EOOD
1113 Sofia
33A Nezabravka, bl.
315, fl.3, ap. 10
Phone +359 2 9632560
Fax +359 2 9631098
weidbul@nat.bg
www.weidbul.com
- BH Bahrain**
Khayber Trading Company
P.O. Box 1976 Manama,
Phone +973 720747
Fax +973 720331
khayber@batelco.com.bh
- BR Brazil**
Conexel Conexoes Elétricas Ltda.
Rua Garcia Lorca, 176
09695-900, Sao Paulo SP
Phone +55 11 43669600
Fax +55 11 43621677
vendas@conexel.com.br
www.conexel.com.br
- BY Belarus**
TECHNIKON Ltd.
Oktjabrskaya Str. 16/5
Apt. 704, Minsk 220801
Phone +375 17 2275830
Fax +375 17 2275830
technikon@belsonet.net
- CA Canada**
W Interconnections CANADA Ltd.
10 Spy Court, Markham,
Ontario L3 R5 H6
Phone +1 905 475-1507
Fax +1 905 475-2798
info1@weidmuller.ca
www.weidmuller.ca
- CH Switzerland**
Weidmüller Schweiz AG
Rundbuckstraße 2
8212 Neuhausen am Rheinfall
Phone +41 52 6740707
Fax +41 52 6740708
info@weidmueller.ch
www.weidmueller.ch
- CL Chile**
Felipe Bahamondes S.A./ATS AGRO
Maria Luisa Santander 0475
Casilla 3425
Santiago
Phone +56 2 341-1271
Fax +56 2 341-1275
felipe@atsintech.com
- CN China**
Weidmüller Interface International
Trading (Shanghai) Co., Ltd.
12 F, Century Ba-Shi Building,
No. 398 Huaihai Road (N)
Shanghai 200020
P.R. China
Phone +86 21 63868188
Fax +86 21 63867177
www.cnweidmuller.com
- CO Colombia**
Automatización Avanzada S. A.
Carrera 97 No.24c, 23 B4
4 Bogotá D. C.
Phone +57 1 5478510
Fax +57 1 4223044
comercial@
automatizacionavanzada.com
www.automatizacionavanzada.com
- CR Costa Rica**
ELVATRON S.A.
la Uruca 400 Norte
Banco Costa Rica
San José Costa Rica
Phone +506 2 961060
Fax +506 5 200609
dirk.haase@elvatron.com
www.elvatron.com
- CS Serbia-Montenegro**
ES-YU Elektrosistem
Pariske komune 41
11070 Novi Beograd, Serbia
Phone +381 11 2693608
Fax +381 11 3018060
esyu@eunet.yu
www.elektrosistem.co.yu
- CZ Czech Republic**
Weidmüller s. r. o.
Lomnického 5/1705
14000 Praha 4
Phone +420 2 44001400
Fax +420 2 44001499
office@weidmueller.cz
www.weidmueller.cz
- DE Germany**
Weidmüller GmbH & Co. KG
P.O. Box 3054
32720 Detmold
Ohmstraße 9
32758 Detmold
Phone +49 5231 1428-0
Fax +49 5231 1428-116
weidmueller@weidmueller.de
www.weidmueller.de
- DK Denmark**
Wexøe A/S
Lejrvej 31
2500 Værløse
Phone +45 45465800
Fax +45 45465801
wexoe@wexoe.dk
www.wexoe.dk
- EC Ecuador**
Elsystec S. A. Electricidad
Sistemas y Tecnología
Vasco de Contreras N35-25
y Mañosa, Quito
Phone +593 2 2456510
Fax +593 2 2456755
Elsystec@uiio.satnet.net
- EE Estonia**
Alter Electric OÜ
Gaasi 4A
11415 Tallinn
Phone +372 6519666
Fax +372 6519667
alter@alter.ee
www.alter.ee
- EG Egypt**
Standard Electric (OMEGA)
87, Mohamed Farid Street
Heliopolis, Cairo
Phone +20 26422977
Fax +20 26422955
stdelec@rite.com
- ES Spain**
Weidmüller S. A.
Narcis Monturiol 11-13
Pol.Ind. N 1 Sudoeste
8960 Sant Just Desvern
Barcelona
Phone +34 93 3722061
Fax +34 93 3718055
weidmuller@weidmuller.es
www.weidmuller.es
- FI Finland**
JUHA-ELEKTRO OY
P. O. Box 57, 641 Helsinki
Kylvöpolku 6, 680 Helsinki
Phone +358 10 8328 100
Fax +358 10 8328 109
info@juha-elektro.fi
www.juha-elektro.fi
- FR France**
Weidmüller E. U. R. L.
12, Chaussée Jules César
B.P. 263 Osny
95523 Cergy Pontoise Cedex
Phone +33 1 34245500
Fax +33 1 34245501
mail@weidmuller.fr
- GB Great Britain**
Weidmüller Ltd.
1 Abbey Wood Road
West Malling, Kings Hill
ME19 4YT
Phone +44 1732 877000
Fax +44 1732 874296
- GR Greece**
Electrorama S.A.
1 An. Martali Str.
41335 Larissa
Phone +30 2410 552533188
Fax +30 2410 283463189
valvizo@electrorama.com.gr
- HK Hong Kong**
United Equity Limited
Suite B, 11/F International Industrial
Centre
2-8 Kwei Tei Street, Fotan, Shatin
Phone +852 26876739
Fax +852 26876735
united_equity@sinatown.com
- HR Croatia**
Elektro Partner d.o.o.
Slavonska Avenija 24/6
10000 Zagreb
Phone +385 1 6184793
Fax +385 1 6184795
elektropartner@zg.t-com.hr
- HU Hungary**
Weidmüller Kereskedelmi Kft
Mádi utca 50
1104 Budapest
Phone +36 1 464-7888
Fax +36 1 3827701
info@weidmueller.hu
- ID Indonesia**
PT. Nego Electrindo
Ruko Mega Grosir Cempaka Mas,
Blok I No 20 – 22
Jl. Let.Jend. Suprato –
Jakarta 10640
Phone +62 21 42882255
Fax +62 21 42882266
sales@negoelectrindo.co.id
- IE Ireland**
Please contact Weidmüller Ltd. in
Great Britain
- IL Israel**
A.U.Shay Ltd.
P.O. Box 10049
Embar Street 23/25
Petch-Tikwa 49222
Phone +972 3 9233601
Fax +972 3 9234601
- ISrael**
ATEKA Ltd.
23 Hayetzira St.
Kiryat Aryeh
49130 Petch-Tikva, Israel
Phone +972 3 9392344
Fax +972 3 9243273
marketing@ateka.co.il
www.ateka.co.il
- IN India**
Weidmüller Electronics India Pvt. Ltd
Plot # 32, 3rd Floor, North Court
Lane North Avenue, Opp Jogger's Park
Kalyani Nagar, Maharastra
411006 Pune
Phone +91 9049800960
Nitish.Rajan@weidmueller.de
- IR Iran**
Tamin Ehtiajat Fani Tehran (TAF Co.)
72, Iranshahr Ave.(Unit # 5)
15816 Tehran
Phone +98 21 8831-7851
Fax +98 21 8882-0268
tafco@safineh.net
- IS Iceland**
Samey Automation Center
Lyngas 13, 210 Garoabaer,
Phone +354 510 5200
Fax +354 510 5201
samey@samey.is
- IT Italy**
Weidmüller S.R.L.
Via Albert Einstein 4
20092 Cinisello Balsamo
Milano
Phone +39 02 660681
Fax +39 02 6124945
weidmuller@weidmuller.it
www.weidmuller.it
- JO Jordan**
HORIZONS
P.O.Box: 330607
Amman Jordan 11133
Phone +962 6 4882114
Fax +962 6 4882115
horizons@go.com.jo
- JP Japan**
Nihon Weidmüller Co. Ltd.
Sphere Tower Tennoz,
2-2-8 Higashi-Shinagawa,
Shinagawa-Ku, Tokyo 140-0002
Phone +81 3 6711-5300
Fax +81 3 6711-5333
www.weidmuller.co.jp
- KR Korea**
Weidmüller Korea Co., Ltd.
6floor, Sukyoung building, 242-54
Nonhyun-dong, Kangnam-Gu
Seoul, Korea
Zip: 135-830
Phone +82 2 5160003
Fax +82 2 5160090
info@weidmuller.co.kr

Group companies **DE**

Agency abroad **DE**

Without own Agency **DE**

KW **Kuwait**
KANA CONTROLS General
Trading & Cont. CO. W.L.L.
Al Rai Industrial Area,
Plot 28-30, St. 31
P.O.Box: 25593
Safat, 13016
Phone +966-474 1373/4
Fax +966-474 1537
info@kanacontrols.com

KZ **Kazakhstan**
Please contact our
Weidmüller branch office
in Moscow, Russia

LB **Lebanon**
Progress Engineering & Trading
Enterprises
Al Nahr Street
Beirut
Phone +961 1 444664
Fax +961 1 561880
progress@inco.com.lb

LT **Lithuania**
ELEKTROS IRANGA
Tinklu g.29a, 5319 Panevezys
Phone +370 45582828
Fax +370 45582727
info@eliranga.lt

LU **Luxembourg**
Please contact Weidmüller
Benelux B.V. in the
Netherlands

LV **Latvia**
Please contact our
Weidmüller branch office
in Estonia

MD **Moldova**
BERHORD A&D srl
44, srt. Sarmizegetusa 37/3
Off 414, b-dul Decebal, 3,
Chisinau, MD 2001
Phone +373 22 507137
Fax +373 22 507134
atuleanu@berhord.com

MK **Macedonia**
ELEKTRO – SMK doool
UL. III Makedonska brigada b.b.
1000 Skopje
Phone +389 22 460 295
Fax +389 22 460 298
Elektro-smk@telekabel.net.mk

MT **Malta**
E. S. S., Electrical Supplies
& Services Ltd
104 J. Solberras Str.
Hamrun HMR 08
Phone +356 21 255 777
Fax +356 21 255 999
robert@ess.com.mt

MX **Mexico**
W Interconnections, S.A. DE C.V.
Blvd. Hermanos Serdán No. 698
Col. San Rafael Oriente
Puebla, C.P. 72029
Phone +52 222 22686227
clientes@weidmuller.com.mx

MY **Malaysia**
Connect Plus Technology Sdn Bhd
No. 43, Jalan PJS 11/22,
Bandar Sunway, 46150 Petaling Jaya
Selangor Darul Ehsan
Phone +60 3 5633 7363
Fax +60 3-5633 6562
paul@cptech.com.my
www.cptech.com.my

NL **Netherlands**
Weidmüller Benelux B.V.
Franciscusweg 221
1216 SE Hilversum
Postbus 1509
1200 BM Hilversum
Phone +31 35 6261261
Fax +31 35 6232044
info@weidmuller.nl

NO **Norway**
Siv. Ing. J. F. Knudtzen A/S
Billingsstadsletta 97
P.O. Box 160
1378 Nesbru
Phone +47 66 983350
Fax +47 66 980955

NZ **New Zealand**
Cuthbert S. Steward Limited
27 Te Puni Street
POB 38496
Petone, Wellington
Phone +64 4 5686156
Fax +64 4 5686056
info@weidmueller.de

OM **Oman**
DAN INTERNATIONAL LLC.
PO.BOX 2901
111 Seeb
Phone +968 503 677
Fax +968 503 755
yedu@danintl.com

PE **Peru**
TECNOLOGÍA ELÉCTRICA Y
SOLUCIONES S.A.C.
Calle Huandoy 501, Lima 32, Peru
Phone / Fax +51 1 562-0004
info@tecsol-peru.com

PH **Philippines**
Enclosure Systems Specialists Inc
W-15 La Fuerza Compound
2241 Don Chino Roces Avenue
Makati City 1231
Phone +63 2 813 8580
Fax +63 2 813 8596
sales_encsys@pltdsl.net

PK **Pakistan**
Kana Controls (Pak)
Apartment No. 33 C III
Chenab Block,
Allama Iqbal Town
Lahore, Pakistan
Phone +92 42 5419948
+92 42 7845160
Fax +92 42 5422895
nadeem@kanapak.com
www.kanapak.com

PL **Poland**
Weidmüller Sp. z o.o.
Ul. Goledzinowska 10
03-302 Warszawa
Phone +48 22 5100940
Fax +48 22 5100941
biuro@weidmuller.com.pl
www.weidmuller.pl

PT **Portugal**
Weidmüller Sistemas de
Interface S. A.
Estrada Outeiro Polima, R. Augusto
Dias da Silva, Lote B, Esc. 2
2785-515 Aboboda -São Domingos
de Rana
Phone +351 21 4459191
Fax +351 21 4455871
www.weidmueller.pt

QA **Qatar**
Doha Motors Trading Co.
(Technical Division)
Post Box No. 145
Airport Road
Doha - Qatar
Phone +974 465 1441
Fax +974 465 0925
dmttech@qatar.net.qa

RO **Romania**
Rominterface Impex SRL
Str. Gh. Dem Teodorescu 30 A
30916 Bucuresti - sector 3
Phone +40 21 3220230
Fax +40 21 3228857
office@rominterface.ro

RU **Russia**
Weidmüller Interface GmbH & Co. KG
Representative Office
Ul. Shabolovka 2
119049 Moscow, Russia
Phone +7 4 95 771-6940
Fax +7 4 95 771-6941
info@weidmueller.ru
www.weidmueller.ru

SA **Saudi Arabia**
Al Abdulkarim Holding Co.
P.O. Box. 4
Dammam 31411
Phone +9668337110
Fax +9668338242
salehsk@akh.com.sa
www.akte.com.sa

SE **Sweden**
Weidmüller AB
Axel Daniéssons väg 271
P.O. box 31025
200 49 Malmö
Phone +46 (0) 7 71 43 00 44
Fax +46 (0) 40 37 48 60
info@weidmuller.se
www.weidmuller.se

SG **Singapore**
Weidmüller Pte. Ltd.
70 Bendemeer Road
#04-03 Luzerne
Singapore 339940
Phone +65 6841 5311
Fax +65 6841 5377
info@weidmuller.com.sg
www.weidmuller.com.sg

SI **Slovenia**
ELEKTROSPOJIL d.o.o.
Stegne 25, 1000 Ljubljana
Phone +386 15113810
Fax +386 15111604
info@elektrospojil.si
www.elektrospojil.si

SK **Slovakia**
ELEKTRIS s.r.o.
Elektrárnská 1
83104 Bratislava
Phone +421 2 49200113
Fax +421 2 49200119
weidmueller@computel.sk

TH **Thailand**
Pisanu Engineering Co., Ltd
800/2 Asoke Dindaeng Road,
Dindaeng, Bangkok 10400
Phone +66 2 245 9113
Fax +66 2 2463214
pisanu@kanit.co.th
www.pisanu.co.th

TN **Tunisia**
Please contact
Weidmüller E.U.R.L. in France

TR **Turkey**
Weidmüller Elektronik Ticaret Ltd.
Sirketi
Kavacik Mah. Orhan Veli Kanik
Caddesi 9/1
34810 Beykoz – Istanbul
Phone +90 216 5371070 (Pbx)
Fax +90 216 5371077
info@weidmuller.com.tr
www.weidmuller.com.tr

TW **Taiwan**
Fittatek Co., Ltd.
12F No. 185 Fu-Kuo Road,
Tso Ying Dist
Kaohsiung
Phone +886 7 556 0858
Fax +886 7 556 3279
stanley@fittatek.com.tw
www.fittatek.com.tw

TAI **Taiwan**
Eucan Enterprise Ltd.
No. 145 He Ping 2nd Rd
Kaohsiung
Phone +886 7 715 6610
Fax +886 7 715 8748
mark@eucan.com.tw
www.eucan.com.tw

UA **Ukraine**
TEKO INTERFACE ooo
ul. Lewanewskogo 6
03058 Kiev
Phone +38 044 401 09 90
Fax +38 044 401 08 64
weidmueller@tekointerface.com
www.tekointerface.com.ua

US **United States**
W-Interconnections Inc.
821 Southlake Boulevard,
Virginia - Richmond 23236
Phone +1 804 7942877
Fax +1 804 3792593
info@weidmuller.com
www.weidmuller.com

UY **Uruguay**
REWO Uruguay S.A
Av. Bolivia 2001 Esq Rocafuerte
Carrasco Montevideo 11300
Phone / Fax +598 260 48439
clorda@reworuguay.com.uy

UZ **Uzbekistan**
OOO "Elektro Potential"
Gani Mavijanovna str., 2B
100084 Tashkent
Phone +998 98-3003821
Fax +998 71-1249286
mzi1958@yandex.ru

VE **Venezuela**
Somerinca C.A.
Quinta Sagrado Corazon de Jesus -
3ra Transversal - Los Dos Caminos,
Caracas 1070 - A
Phone +58 212 2352748
Fax +58 212 2399341
kicomoeller@cantv.net
www.kmsomerinca.com.ve

VN **Vietnam**
AUMI Co., Ltd
E1, La Thanh Hotel,
218 Doi Can Street,
Lieu Giai Ward, Ba Dinh District,
Hanoi City
Phone +84 4762 8601
Fax +84 4266 1391
aumi@aumi.com.vn

VN **Vietnam**
Linh Kim Hai Co., Ltd
78 Hoa Cuc Street Ward 7,
Phu Bhuan District,
Ho Chi Minh City
Phone +84 8517 1717
Fax +84 8517 1818
lkh@linhkimhai.com.vn

VN **Vietnam**
New Sky Co., Ltd
44/28 Tan Hai Street,
Ward 13, Tan Binh District,
Ho Chi Minh City
Phone +84 8812 6593
Fax +84 8812 6594
newsky-e@hcm.vnn.vn
www.newsky-e.com

ZA **South Africa**
Phambili Interface (Pty) Ltd
P.O. Box 193, 1609 Johannesburg
5 Bundo Road, Sebzenza
1610 Johannesburg, Endenvale
Phone +27 11 452 1930
Fax +27 11 452 6455
sales@weidmuller.co.za
www.radinterface.co.za

DE **Other countries**
Weidmüller Interface GmbH & Co. KG
Postfach 3030
32720 Detmold
Klingenbergstraße 16
32758 Detmold
Phone +49 5231 14-0
Fax +49 5231 14-2083
info@weidmueller.de
www.weidmueller.com

We cannot guarantee that there are no mistakes in the publications or software provided by us to the customer for the purpose of making orders. We try our best to quickly correct errors in our printed media.

All orders are based on our general terms of delivery, which can be reviewed on the websites of our group companies where you place your order. On demand we can also send the general terms of delivery to you.